

City of Casper, Wyoming
All Funds Budget Comparison
For Fiscal Year 2023 as of December 31, 2022
50.00 % OF THE FISCAL YEAR HAS ELAPSED

Fund	REVENUES		EXPENDITURES		Anticipated Year-End Net Income (Shortfall)
	Revised Budget	Year To Date	Revised Budget	Year To Date	
General Fund	\$ 51,941,377	\$ 22,907,100	\$ 58,211,171	\$ 32,101,416	\$ (6,269,794)
Opportunities Fund	99,132	40,077	1,189,512	2,520	(1,090,380)
Perpetual Care Fund	340,669	172,091	331,606	150,615	9,063
Debt Service Fund	5,065,260	4,992,793	489,618	1,046	4,575,642
Metro Animal Fund	1,476,303	583,056	1,647,955	571,059	(171,652)
River Fund	7,314,053	745,048	7,278,550	30,508	35,503
CARES Act Funding			74,250	72,323	(74,250)
Weed & Pest Fund	802,897	165,656	725,615	171,654	77,282
CDBG Program Fund			-	5,700	-
Special Fire Assistance Fund	461,072	16,648	461,073	19,053	(1)
Revolving Land Fund	1,730,849	7,793	690,295	12,075	1,040,554
Police Grants Fund	222,509	167,798	222,509	103,716	-
Public Transit Fund	4,285,879	2,221,830	4,403,441	1,246,595	(117,562)
Metropolitan Planning	1,549,960	322,382	1,561,668	394,118	(11,708)
Public Safety Communications	2,933,431	1,551,077	3,098,591	1,405,662	(165,160)
Redevelopment Loan Fund	63,157	59,892	63,157	59,892	-
Capital Projects Fund	25,321,490	6,949,222	43,708,188	7,110,942	(18,386,698)
Water Distribution Fund	15,285,221	9,136,759	21,411,722	8,423,593	(6,126,501)
Water Treatment Plant Ops Fund	3,830,789	2,136,543	3,830,789	2,175,256	-
Sewer Fund	6,942,876	3,533,433	10,128,845	3,314,693	(3,185,969)
Wastewater Treatment Plant	14,673,016	3,311,404	17,379,204	7,136,260	(2,706,188)
Refuse Collection Fund	10,056,082	4,424,086	11,060,767	4,530,936	(1,004,685)
Balefill Fund	8,760,010	3,414,211	17,162,184	5,853,831	(8,402,174)
Aquatics Fund	1,224,376	690,690	1,224,376	599,084	-
Golf Course Fund	958,000	564,330	1,072,314	502,191	(114,314)
Ice Arena Fund	595,453	316,025	595,453	301,242	-
Recreation Center Fund	1,217,324	661,622	1,217,324	589,896	-
Hogadon Fund	1,015,949	434,148	1,030,949	459,183	(15,000)
Ford Wyoming Center Fund	1,069,384	495,186	1,134,354	604,942	(64,970)
Parking Fund	16,977	6,247	50,587	19,945	(33,610)
Fleet Maintenance Fund	3,417,927	1,975,047	3,417,927	2,087,642	-
Buildings and Structures Fund	1,541,399	764,451	1,555,914	723,227	(14,515)
Health Insurance Fund	25,576	18,389	417,324	158,480	(391,748)
Property Insurance Fund	2,612,012	1,257,396	2,366,989	2,004,693	245,023
Total	\$ 176,850,409	\$ 74,042,428	\$ 219,214,221	\$ 82,943,989	\$ (42,363,812)

City of Casper, Wyoming
All Funds Statement of Revenues
For Fiscal Year 2023 as of December 31, 2022
50.00 % OF THE FISCAL YEAR HAS ELAPSED

Fund	Adopted Budget	Changes and Amendments	Revised Budget	Current Year To Date	Current Year % of Budget
General Fund	\$ 51,926,377	\$ 15,000	\$ 51,941,377	\$ 22,907,100	44%
Opportunities Fund	99,132	-	99,132	40,077	40%
Perpetual Care Fund	340,669	-	340,669	172,091	51%
Debt Service Fund	108,788	4,956,472	5,065,260	4,992,793	99%
Metro Animal Fund	1,476,303	-	1,476,303	583,056	39%
River Fund	6,977,762	336,291	7,314,053	745,048	10%
CARES Act Funding		-			
Weed & Pest Fund	802,897	-	802,897	165,656	21%
CDBG Program Fund		-			
Special Fire Assistance Fund	310,911	150,161	461,072	16,648	4%
Revolving Land Fund	1,730,849	-	1,730,849	7,793	0%
Police Grants Fund	222,509	-	222,509	167,798	75%
Public Transit Fund	3,258,798	1,027,081	4,285,879	2,221,830	52%
Metropolitan Planning	1,439,416	110,544	1,549,960	322,382	21%
Public Safety Communications	2,933,431	-	2,933,431	1,551,077	53%
Redevelopment Loan Fund	63,157	-	63,157	59,892	95%
Capital Projects Fund	23,229,487	2,092,003	25,321,490	6,949,222	27%
Water Distribution Fund	15,285,221	-	15,285,221	9,136,759	60%
Water Treatment Plant Ops Fund	3,830,789	-	3,830,789	2,136,543	56%
Sewer Fund	6,942,876	-	6,942,876	3,533,433	51%
Wastewater Treatment Plant	6,993,641	7,679,375	14,673,016	3,311,404	23%
Refuse Collection Fund	10,056,082	-	10,056,082	4,424,086	44%
Balefill Fund	8,349,686	410,324	8,760,010	3,414,211	39%
Aquatics Fund	1,224,376	-	1,224,376	690,690	56%
Golf Course Fund	958,000	-	958,000	564,330	59%
Ice Arena Fund	595,453	-	595,453	316,025	53%
Recreation Center Fund	1,217,324	-	1,217,324	661,622	54%
Hogadon Fund	1,015,949	-	1,015,949	434,148	43%
Ford Wyoming Center Fund	992,219	77,165	1,069,384	495,186	46%
Parking Fund	16,977	-	16,977	6,247	37%
Fleet Maintenance Fund	3,417,927	-	3,417,927	1,975,047	58%
Buildings and Structures Fund	1,541,399	-	1,541,399	764,451	50%
Health Insurance Fund	25,576	-	25,576	18,389	72%
Property Insurance Fund	2,612,012	-	2,612,012	1,257,396	48%
Total	\$ 159,995,993	\$ 16,854,416	\$ 176,850,409	\$ 74,042,428	42%

City of Casper, Wyoming
All Funds Statement of Expenditures
For Fiscal Year 2023 as of December 31, 2022
50.00 % OF THE FISCAL YEAR HAS ELAPSED

Fund	Adopted Budget	Carry-over Encumbrances and Amendments	Current Year Budget	Current Year To Date	Current Year % of Budget
General Fund	\$ 51,926,377	\$ 6,284,794	\$ 58,211,171	\$ 32,101,416	55%
Opportunities Fund	1,189,512	-	1,189,512	2,520	0%
Perpetual Care Fund	330,736	870	331,606	150,615	45%
Debt Service Fund	124,912	364,706	489,618	1,046	0%
Metro Animal Fund	1,647,955	-	1,647,955	571,059	35%
River Fund	6,873,510	405,040	7,278,550	30,508	0%
CARES Act Funding	-	74,250	74,250	72,323	97%
Weed & Pest Fund	725,615	-	725,615	171,654	24%
CDBG Program Fund	-	-	-	5,700	
Special Fire Assistance Fund	310,911	150,162	461,073	19,053	4%
Revolving Land Fund	690,150	145	690,295	12,075	2%
Police Grants Fund	222,509	-	222,509	103,716	47%
Public Transit Fund	3,258,798	1,144,643	4,403,441	1,246,595	28%
Metropolitan Planning	1,439,416	122,252	1,561,668	394,118	25%
Public Safety Communications	2,824,562	274,029	3,098,591	1,405,662	45%
Redevelopment Loan Fund	63,157	-	63,157	59,892	95%
Capital Projects Fund	26,625,600	17,082,588	43,708,188	7,110,942	16%
Water Distribution Fund	16,694,218	4,717,504	21,411,722	8,423,593	39%
Water Treatment Plant Ops Fund	3,830,789	-	3,830,789	2,175,256	57%
Sewer Fund	8,044,584	2,084,261	10,128,845	3,314,693	33%
Wastewater Treatment Plant	7,438,806	9,940,398	17,379,204	7,136,260	41%
Refuse Collection Fund	9,720,097	1,340,670	11,060,767	4,530,936	41%
Balefill Fund	8,161,755	9,000,429	17,162,184	5,853,831	34%
Aquatics Fund	1,224,376	-	1,224,376	599,084	49%
Golf Course Fund	1,070,907	1,407	1,072,314	502,191	47%
Ice Arena Fund	595,453	-	595,453	301,242	51%
Recreation Center Fund	1,217,324	-	1,217,324	589,896	48%
Hogadon Fund	1,015,949	15,000	1,030,949	459,183	45%
Ford Wyoming Center Fund	992,219	142,135	1,134,354	604,942	53%
Parking Fund	48,729	1,858	50,587	19,945	39%
Fleet Maintenance Fund	3,417,927	-	3,417,927	2,087,642	61%
Buildings and Structures Fund	1,541,399	14,515	1,555,914	723,227	46%
Health Insurance Fund	417,324	-	417,324	158,480	38%
Property Insurance Fund	2,244,711	122,278	2,366,989	2,004,693	85%
Total	\$ 165,930,287	\$ 53,283,934	\$ 219,214,221	\$ 82,943,989	38%

City of Casper, Wyoming

Summary of Cash, Investments, Other Monetary Assets and Working Capital

For Fiscal Year 2023 as of December 31, 2022

50.00 % OF THE FISCAL YEAR HAS ELAPSED

	Cash and Investments			Working Capital			
	Cash	Investments	Market Adjustments	Total	Current Assets	Current Liabilities	
General Fund	\$ 3,415,224	\$ 22,657,879	\$ -	\$ 26,073,103	\$ 2,138,657	\$ (6,044,427)	\$ 22,167,332
Capital Projects Funds							
Opportunities Fund	45,772	6,723,964	-	6,769,736	-	(831)	6,768,905
Capital Projects Fund	692,376	46,713,709	-	47,406,085	47,634	(862,430)	46,591,289
Trust & Agency Funds							
Perpetual Care Fund	74,194	29,711,915	-	29,786,109	-	(3,639)	29,782,470
Metro Animal Fund	429,883	541,563	-	971,446	35,413	(73,742)	933,117
River Fund	256,971	1,100,222	-	1,357,193	-	(244,071)	1,113,121
CARES Act Funding	15,352	12,192,707	-	12,208,059	-	(1,115,446)	11,092,613
Public Safety Communications	709,284	-	-	709,284	241,881	(131,955)	819,211
Health Insurance Fund	42,792	3,348,240	-	3,391,032	-	(61,436)	3,329,597
Debt Service Funds	225,089	5,545,779	-	5,770,867	(12,607)	(116,860)	5,641,400
Special Revenue Funds							
Weed & Pest Fund	263,816	785,184	-	1,049,000	-	(14,642)	1,034,358
Special Fire Assistance Fund	10,734	-	-	10,734	8,089	-	18,823
Revolving Land Fund	110,374	707,594	-	817,968	3,907	(3,089)	818,786
Police Grants Fund	53,051	-	-	53,051	18,537	(11,193)	60,395
Public Transit Fund	(387,750)	-	-	(387,750)	560,547	(147,196)	25,600
Metropolitan Planning	45,688	-	-	45,688	300,399	(115,311)	230,776
Redevelopment Loan Fund	100,937	-	-	100,937	4,027	(4,027)	100,937
Utility Enterprise Funds							
Water Distribution Fund	548,631	19,246,758	-	19,795,389	996,763	(859,926)	19,932,226
Water Treatment Plant Ops Fund	(121,623)	-	-	(121,623)	254,820	(205,389)	(72,193)
Sewer Fund	1,086,058	6,285,707	-	7,371,765	546,296	(516,370)	7,401,691
Wastewater Treatment Plant	15,148	8,837,510	-	8,852,658	3,131,697	(745,245)	11,239,110
Refuse Collection Fund	663,614	3,164,653	-	3,828,267	614,332	(421,329)	4,021,270
Balefill Fund	42,788	10,875,661	-	10,918,448	271,275	(660,399)	10,529,325
Parks & Recreation Enterprise Funds							
Aquatics Fund	55,247	-	-	55,247	-	(55,247)	-
Golf Course Fund	594,129	-	-	594,129	70,769	(43,863)	621,036
Ice Arena Fund	30,533	-	-	30,533	8,508	(39,040)	-
Recreation Center Fund	75,789	-	-	75,789	2,436	(78,225)	-
Hogadon Fund	27,728	-	-	27,728	57,025	(75,551)	9,203
Ford Wyoming Center Fund	821,755	-	-	821,755	30,107	(922,772)	(70,910)
Other Enterprise Funds - Parking	9,033	135,223	-	144,256	13,067	(18)	157,305
Internal Service Funds							
Fleet Maintenance Fund	437,186	-	-	437,186	191,481	(501,098)	127,570
Buildings and Structures Fund	583,314	-	-	583,314	23,703	(74,673)	532,343
Property Insurance Fund	(438,187)	-	-	(438,187)	27,361	(21,235)	(432,060)
	\$ 10,534,931	\$ 178,574,266	\$ -	\$ 189,109,197	\$ 9,586,126	\$ (14,170,676)	\$ 184,524,646

City of Casper, Wyoming
Summary of Cash and Investments
For Fiscal Year 2023 as of December, 31 2022

Bank Accounts

Petty Cash	\$ 16,637
Petty Cash	2,030
Concentration	6,463,757
Expense Checking	(334,014)
Customer Refund	944
Court Bonds	205,413
CEC Show Account	797,577
Police Evidence Account	83,537
Firehouse Redevelopment	-
Outgoing EFT	51,868
Total Cash	<u>\$ 7,287,748</u>

Investments

General Fund	\$ 22,657,879
Opportunities Fund	6,723,964
Perpetual Care Fund	29,711,915
Debt Service Fund	5,545,779
Metro Animal Fund	541,563
River Fund	1,100,222
CARES Act Funding	12,192,707
Weed & Pest Fund	785,184
Revolving Land Fund	707,594
Capital Projects Fund	46,713,709
Water Distribution Fund	19,246,758
Sewer Fund	6,285,707
Wastewater Treatment Plant	8,837,510
Refuse Collection Fund	3,164,653
Balefill Fund	10,875,661
Parking Fund	135,223
Health Insurance Fund	3,348,240
Total Investments	<u>\$ 178,574,266</u>

Other Assets

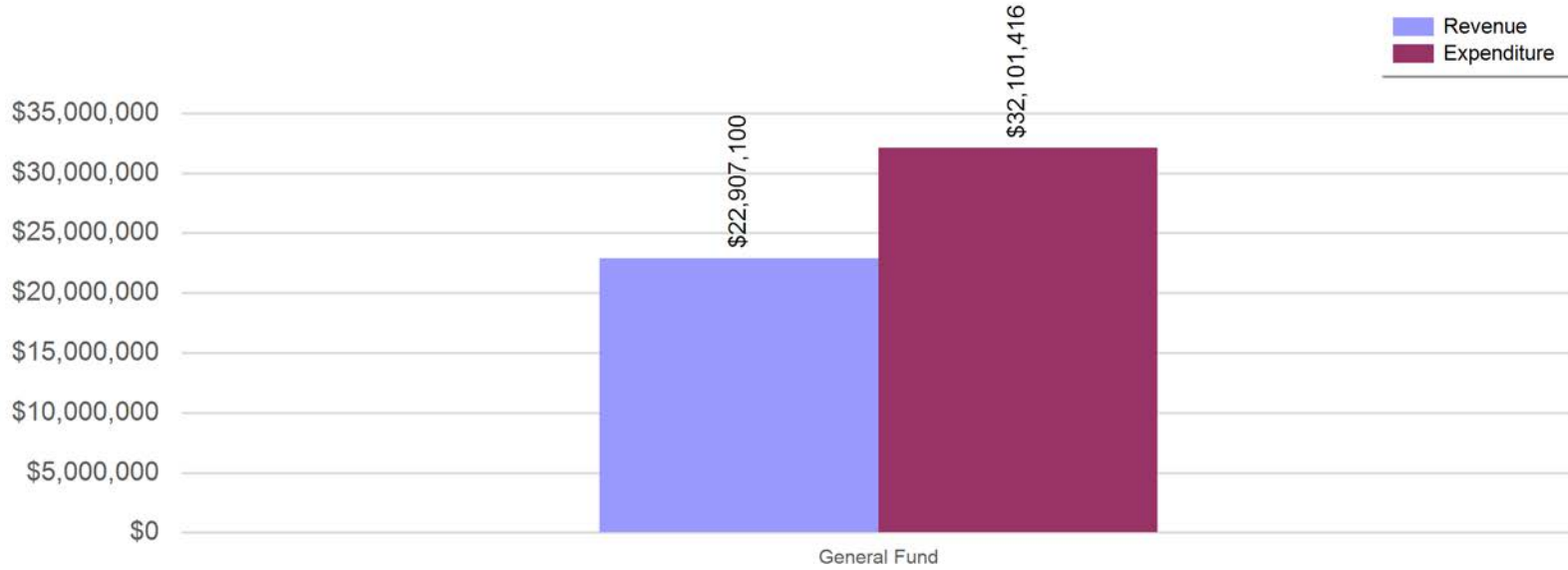
General Fund	
Notes/Loans Receivable	\$ 568,302
Opportunities Fund	
Notes/Loans Receivable	290,362
Perpetual Care Fund	
Notes/Loans Receivable	769,560
Debt Service Fund	
Notes/Loans Receivable	(9,180)
Penalty Receivable	5,406
Principal Receivable	117,970
Redevelopment Loan Fund	
Notes/Loans Receivable	164,000
Capital Projects Fund	
Notes/Loans Receivable	91,114
Total Other Assets	<u>\$ 1,997,534</u>

City of Casper, Wyoming
General Fund Balance Sheet
For Fiscal Year 2023 as of December 31, 2022
50.00 % OF THE FISCAL YEAR HAS ELAPSED

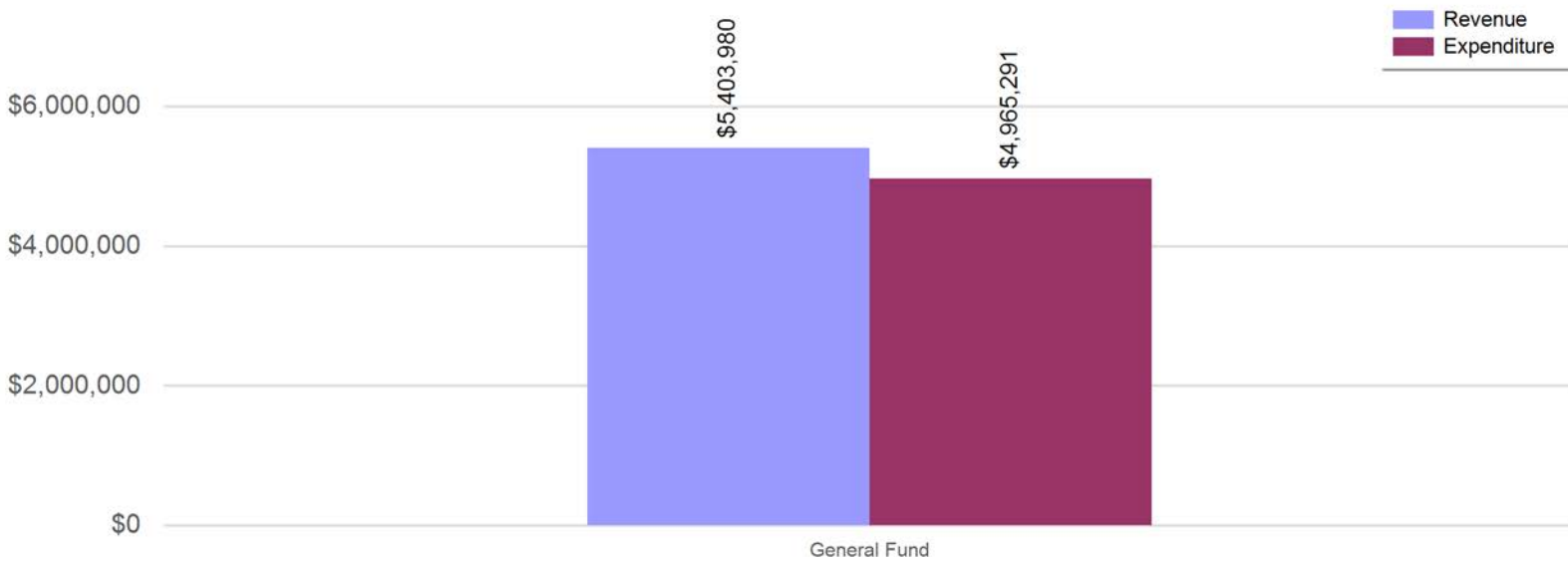
	General Fund
ASSETS	
Current Assets	
Cash	\$ 3,415,224
Investments	22,657,879
Market Adjustments	-
Inventory	87,640
Grants Receivable	-
Loans Receivable	568,302
Accounts Receivable	1,810,810
Prepaid Expenses	23,994
Lease Receivable - Short Term	216,213
Total Current Assets	28,780,061
Non-Current Assets	
Lease Receivable - Long Term	2,531,031
Total Assets	\$ 31,311,092
LIABILITIES	
Current Liabilities	
Accounts Payable	\$ 1,604,987
Accrued Wages and Benefits Payable	1,074,106
Deferred Revenue	68,572
Held in Trust - Police Accounts	3,296,763
Total Current Liabilities	6,044,427
Non-Current Liabilities	
Funds Held in Trust	9,311
Total Non-Current Liabilities	9,311
Total Liabilities	\$ 6,053,738
DEFERRED INFLOWS OF RESOURCES	
Total Deferred Inflows Of Resources	\$ 2,676,683
NET POSITION	
Net Investment in Capital Assets	\$ 2,747,244
Unrestricted	19,833,426
Total Net Position	\$ 22,580,670

City of Casper, Wyoming
General Fund Revenue Expenditure Comparison
For Fiscal Year 2023 as of December 31, 2022
50.00 % OF THE FISCAL YEAR HAS ELAPSED

General Fund YTD Revenue and Expenditure Comparison



General Fund MTD Revenue and Expenditure Comparison



City of Casper, Wyoming
General Fund Statement of Expenditures

For Fiscal Year 2023 as of December 31, 2022

50.00 % OF THE FISCAL YEAR HAS ELAPSED

Organization	Revised Budget	Current Year To Date	Current Year % of Budget
General Fund Revenue	\$ 75,960	\$ 32,048	42%
General Fund Transfers Out	10,493,619	8,028,647	77%
City Council	300,603	118,891	40%
City Manager	981,506	456,099	46%
City Clerk	460,149	222,347	48%
Social Community Services	1,341,981	885,814	66%
Municipal Court	762,304	379,708	50%
City Attorney	734,721	380,097	52%
Human Resources	819,106	412,188	50%
City Hall	425,472	227,736	54%
Marathon Building	19,110	9,040	47%
Miller St. Dormitory	43,883	21,557	49%
City Center Building	77,917	37,747	48%
Ash Street Building	29,522	9,615	33%
Casper Business Center	79,672	57,579	72%
Information Services	1,987,722	1,009,296	51%
Finance	853,855	449,967	53%
Customer Service	846,512	444,227	52%
Engineering	890,375	487,683	55%
Streets	3,449,733	1,407,169	41%
Traffic Control	795,084	330,216	42%
Community Development Planning	1,484,391 -	682,204 241	46%
Police Administration	16,216,977	8,025,940	49%
Police Career Services	430,000	176,183	41%
Police Investigations	42,000	15,340	37%
Fire-EMS Administration	10,141,939	5,567,596	55%
Fire-EMS Operations	737,486	461,472	63%
Fire-EMS Training	132,750	70,415	53%
Fire-EMS Prevent & Inspect	50,903	7,542	15%
Parks - Athletic Maint.	474,962	180,127	38%
Parks - Parks Maint.	1,869,107	941,235	50%
Parks - Urban Forestry	21,234	9,033	43%
Parks - Special Areas	139,700	87,187	62%
Cemetery	501,192	223,299	45%
Ft. Caspar Museum	499,724	245,932	49%
Total	\$ 58,211,171	\$ 32,101,416	55%

City of Casper, Wyoming
General Fund Statement of Revenues and Expenditures
For Fiscal Year 2023 as of December 31, 2022
50.00 % OF THE FISCAL YEAR HAS ELAPSED

	<u>Revised Budget</u>	<u>Current Year To Date</u>	<u>Current Year % of Budget</u>
Revenues:			
General Property Tax	\$ 5,368,052	\$ 2,849,627	53.08%
Licences and Permits	5,845,236	1,957,584	33.49%
Automobile Tax	1,547,309	1,608,228	103.94%
Cigarette Tax	229,339	94,522	41.22%
Direct Distribution	4,658,159	2,329,079	50.00%
Federal Grants	5,000	-	0.00%
Gaming Revenue	1,000,000	659,987	66.00%
Gasoline Tax	1,281,528	554,368	43.26%
Intergovernmental User Charges	34,057	10,744	31.55%
Mineral Royalites Tax	2,073,642	529,942	25.56%
Municipal Share of State Sales	20,402,721	7,899,358	38.72%
Severance Tax	2,067,465	527,759	25.53%
Special Fuels Tax	583,234	286,539	49.13%
Goods and Svcs Rev	4,443,110	1,843,540	41.49%
Fines and Forfeits	1,285,000	618,191	48.11%
Misc Revenue	1,099,715	1,128,727	102.64%
Loan Receipts	16,576	8,288	50.00%
Transfers In	1,234	617	50.00%
Total Revenues	\$ 51,941,377	\$ 22,907,100	44.10%

	<u>Revised Budget</u>	<u>Current Year To Date</u>	<u>Current Year % of Budget</u>
Expenditures:			
Personnel Services	\$ 33,924,367	\$ 17,688,557	52.14%
Materials & Supplies	3,966,167	1,626,305	41.00%
Contractual Services	5,222,153	2,286,822	43.79%
Capital Outlay	46,714	11,237	24.06%
Transfers Out	10,493,619	8,028,647	76.51%
Other Costs	3,522,118	1,939,932	55.08%
Utility Expense	1,036,033	519,917	50.18%
Total Expenditures	\$ 58,211,171	\$ 32,101,416	55.15%
Net Revenue (Shortfall)	\$ (6,269,794)	\$ (9,194,317)	-11.04%

City of Casper, Wyoming
General Fund Summary of Cash and Investments
For Fiscal Year 2023 as of December 31, 2022
50.00 % OF THE FISCAL YEAR HAS ELAPSED

Cash	\$	3,415,224
Investments		22,657,879
	\$	<u>26,073,103</u>

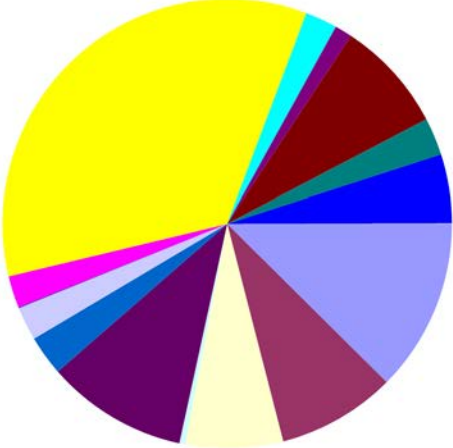
City of Casper, Wyoming General Fund Summary of Revenues and Expenditures

For Fiscal Year 2023 as of December 31, 2022

50.00 % OF THE FISCAL YEAR HAS ELAPSED

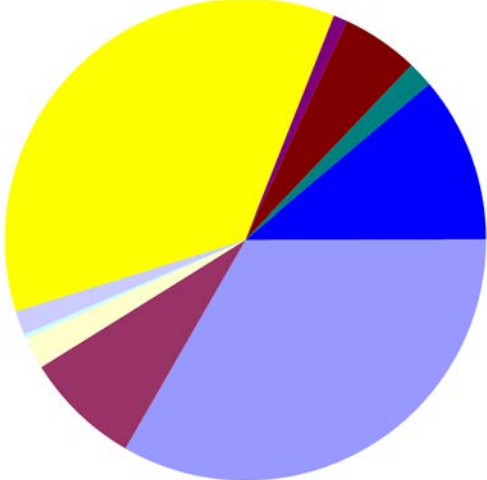
Year To Date Revenues
\$22,907,100

- General Property Tax -\$2,849,627
- Licenses and Permits-\$1,957,584
- Automobile Tax -\$1,608,228
- Cigarette Tax -\$94,522
- Direct Distribution -\$2,329,079
- Federal Grants -\$0
- Gaming Revenue -\$659,987
- Gasoline Tax -\$554,368
- Intergovernmental User Charges-\$10,744
- Mineral Royalties Tax -\$529,942
- Municipal Share of State Sales-\$7,899,358
- Severance Tax -\$527,759
- Special Fuels Tax -\$286,539
- Goods and Svcs Rev-\$1,843,540
- Fines and Forfeits-\$618,191
- Misc Revenue-\$1,128,727
- Loan Receipts -\$8,288
- Transfers In -\$617



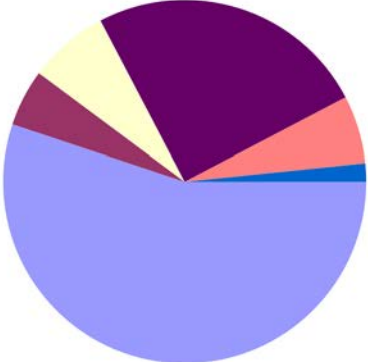
Month To Date Revenues
\$5,403,980

- General Property Tax -\$1,800,647
- Licenses and Permits-\$422,379
- Automobile Tax -\$114,919
- Cigarette Tax -\$17,279
- Direct Distribution -\$0
- Federal Grants -\$0
- Gaming Revenue -\$0
- Gasoline Tax -\$87,246
- Intergovernmental User Charges-\$0
- Mineral Royalties Tax -\$0
- Municipal Share of State Sales-\$1,934,520
- Severance Tax -\$0
- Special Fuels Tax -\$51,644
- Goods and Svcs Rev-\$279,308
- Fines and Forfeits-\$93,003
- Misc Revenue-\$601,553
- Loan Receipts -\$1,381
- Transfers In -\$103



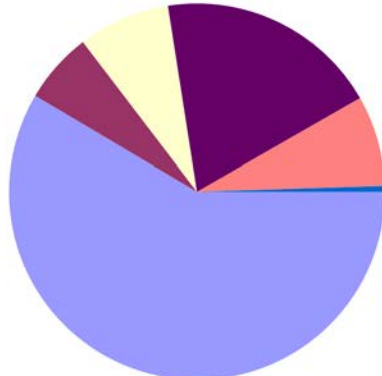
Year To Date Expenditures
\$32,101,416

- Personnel Services-\$17,688,557
- Materials & Supplies-\$1,626,305
- Contractual Services-\$2,286,822
- Capital Outlay-\$11,237
- Transfers Out-\$8,028,647
- Other Costs-\$1,939,932
- Utility Expense-\$519,917



Month To Date Expenditures
\$4,965,291

- Personnel Services-\$2,904,563
- Materials & Supplies-\$304,062
- Contractual Services-\$392,621
- Capital Outlay-\$0
- Transfers Out-\$953,605
- Other Costs-\$385,153
- Utility Expense-\$25,286

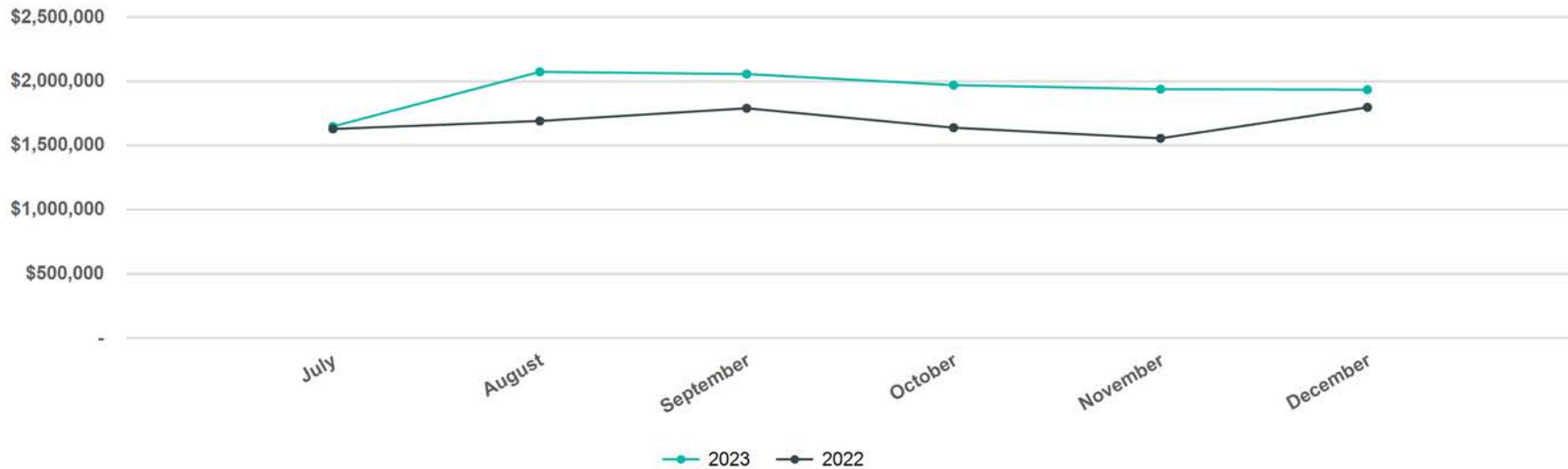


City of Casper, Wyoming
Sales Tax Comparison
(Budget Basis - For Management Use Only)
 For Fiscal Year 2023 as of December 31, 2022
 50.00 % OF THE FISCAL YEAR HAS ELAPSED

Month	FY 2023			FY 2022			FY 2023 Current Month % Increase Over 2022	FY 2023 To Date % Increase Over 2022
	Budget	Actuals	Actual Year to Date	Budget	Actuals	Actual Year to Date		
July	\$ 1,700,227	\$ 1,647,473	\$ 1,647,473	\$ 1,603,904	\$ 1,628,013	\$ 1,628,013	1.20%	1.20%
August	1,700,227	2,073,763	3,721,236	1,603,904	1,690,206	3,318,219	22.69%	12.15%
September	1,700,227	2,056,269	5,777,506	1,603,904	1,789,476	5,107,695	14.91%	13.11%
October	1,700,227	1,970,108	7,747,614	1,603,904	1,637,802	6,745,498	20.29%	14.86%
November	1,700,227	1,938,461	9,686,075	1,603,904	1,554,971	8,300,469	24.66%	16.69%
December	1,700,227	1,934,520	11,620,595	1,603,904	1,796,649	10,097,118	7.67%	15.09%
	\$ 10,201,361	\$ 11,620,595		\$ 9,623,424	\$ 10,097,118			

\$1,419,234 or 13.91 % Above YTD Projections for FY 2023 through period 6

Comparison of Municipal Share of State Sales By Month

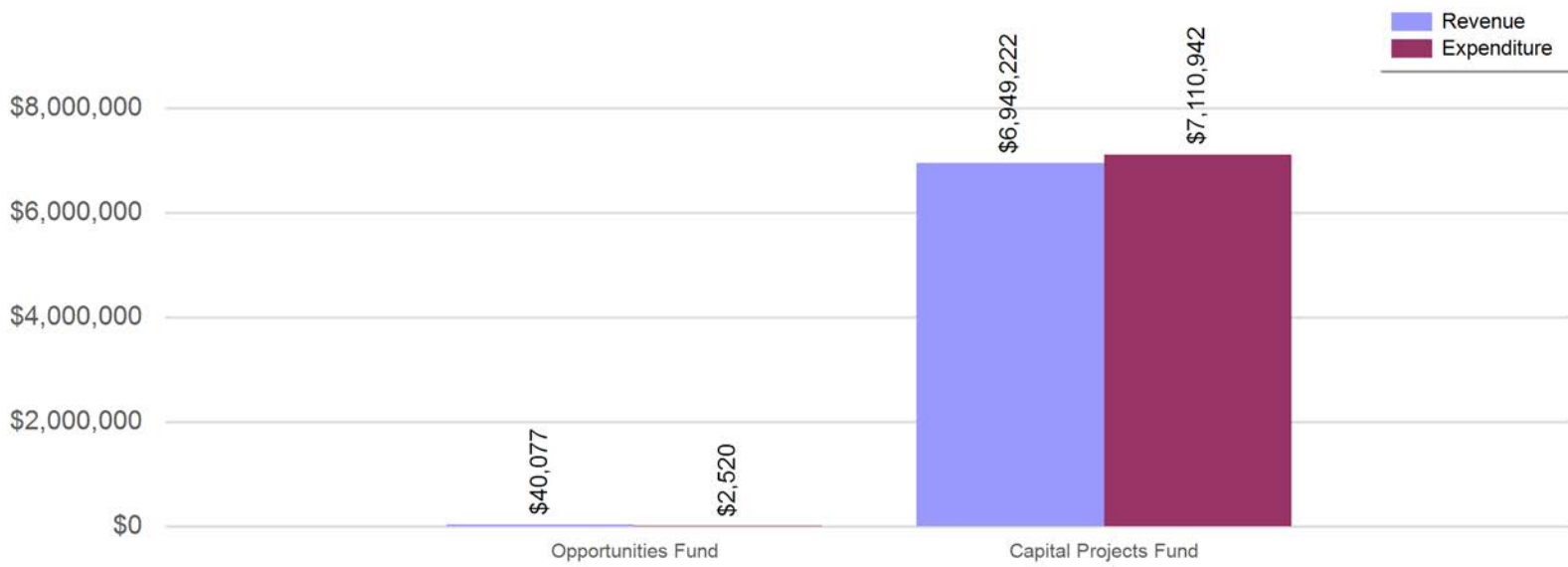


City of Casper, Wyoming
Capital Project Funds Consolidated Balance Sheet
For Fiscal Year 2023 as of December 31, 2022
50.00 % OF THE FISCAL YEAR HAS ELAPSED

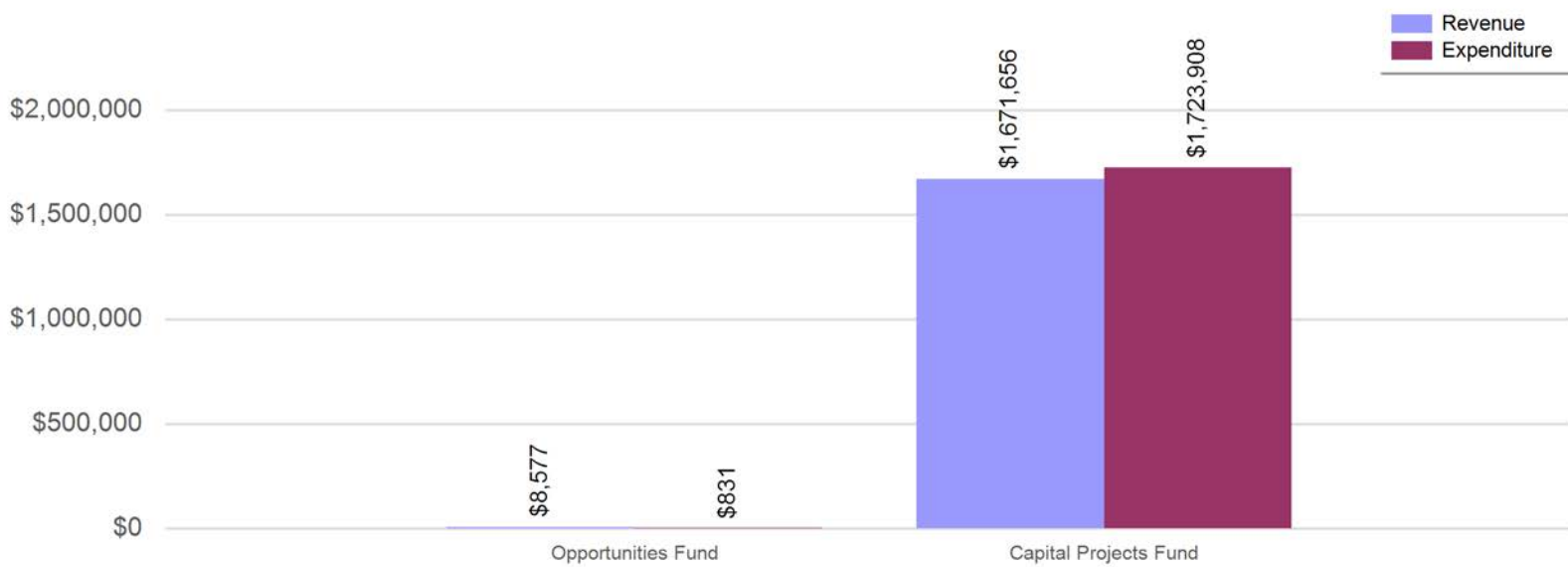
	Opportunities Fund	Capital Projects Fund
ASSETS		
Current Assets		
Cash	\$ 45,772	\$ 692,376
Investments	6,723,964	46,713,709
Market Adjustments	-	-
Grants Receivable		16,899
Loans Receivable	290,362	91,114
Accounts Receivable	-	-
Prepaid Expenses		30,735
Total Current Assets	7,060,098	47,544,833
Total Assets	\$ 7,060,098	\$ 47,544,833
LIABILITIES		
Current Liabilities		
Accounts Payable	\$ 831	\$ 826,179
Deferred Revenue		36,251
Total Current Liabilities	831	862,430
Total Liabilities	\$ 831	\$ 862,430
NET POSITION		
Unrestricted	\$ 7,059,267	\$ 46,682,403
Total Net Position	\$ 7,059,267	\$ 46,682,403

City of Casper, Wyoming
Capital Project Funds Revenue and Expenditure Comparison
For Fiscal Year 2023 as of December 31, 2022
50.00 % OF THE FISCAL YEAR HAS ELAPSED

Capital Projects Funds YTD Revenue and Expenditure Comparison



Capital Projects Funds MTD Revenue and Expenditure Comparison



City of Casper, Wyoming
Opportunities Fund Statement of Revenues and Expenditures
For Fiscal Year 2023 as of December 31, 2022
50.00 % OF THE FISCAL YEAR HAS ELAPSED

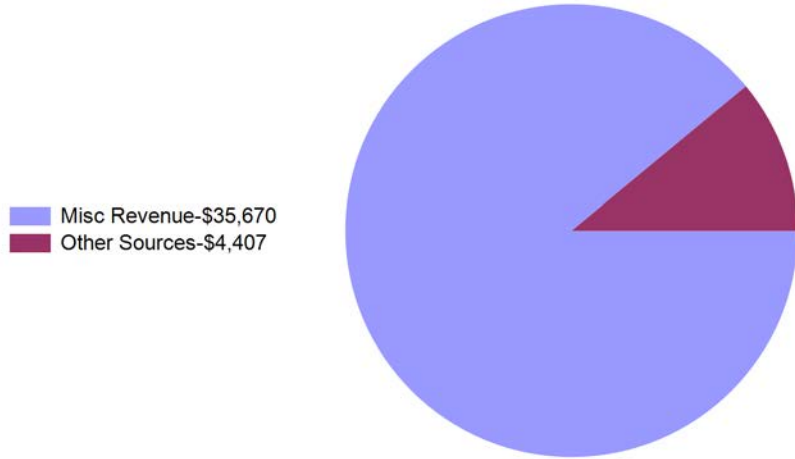
	Revised Budget	Current Year To Date	Current Year % of Budget
Revenues:			
Misc Revenue	\$ 63,269	\$ 35,670	56.38%
Other Sources	35,863	4,407	12.29%
Total Revenues	\$ 99,132	\$ 40,077	40.43%
	Revised Budget	Current Year To Date	Current Year % of Budget
Expenditures:			
Contractual Services	\$ 4,512	\$ 2,520	55.85%
Transfers Out	1,185,000	-	0.00%
Total Expenditures	\$ 1,189,512	\$ 2,520	0.21%
Net Revenue (Shortfall)	\$ (1,090,380)	\$ 37,557	40.22%

Opportunities Fund Summary of Cash and Investments

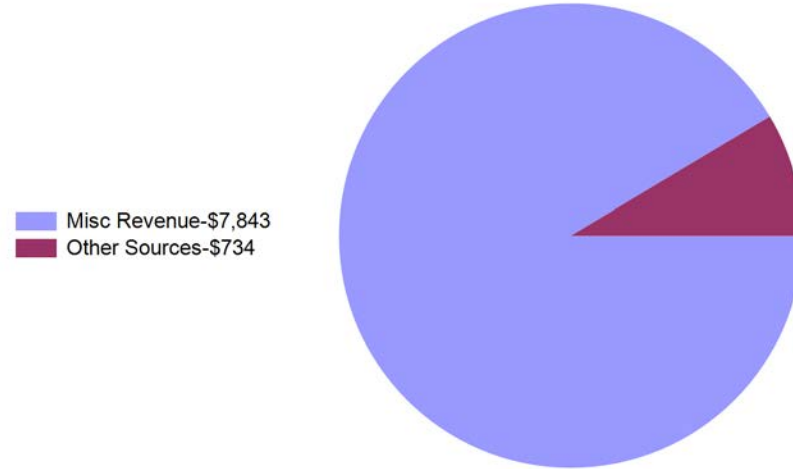
Cash	\$ 45,772
Investments	6,723,964
	\$ 6,769,736

City of Casper, Wyoming
Opportunities Fund Summary of Revenues and Expenditures
For Fiscal Year 2023 as of December 31, 2022
50.00 % OF THE FISCAL YEAR HAS ELAPSED

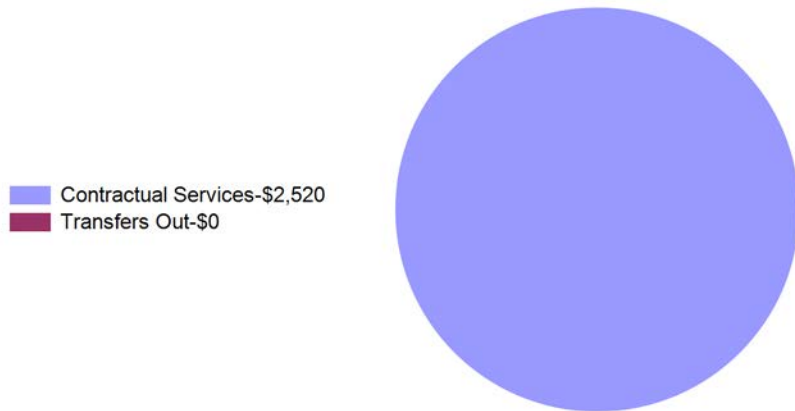
Year To Date Revenues
\$40,077



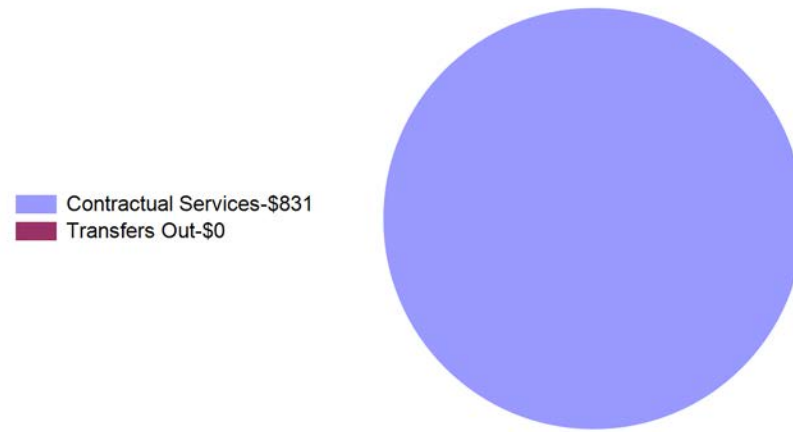
Month To Date Revenues
\$8,577



Year To Date Expenditures
\$2,520



Month To Date Expenditures
\$831



City of Casper, Wyoming
Capital Projects Fund Statement of Revenues and Expenditures
For Fiscal Year 2023 as of December 31, 2022
50.00 % OF THE FISCAL YEAR HAS ELAPSED

	Revised Budget	Current Year To Date	Current Year % of Budget
Revenues:			
Local Taxes	\$ 16,876,343	\$ 6,625,957	39.26%
Intergovernmental	5,027,500	23,674	0.47%
Misc Revenue	1,307,462	299,591	22.91%
Other Sources	2,110,185	-	0.00%
Total Revenues	\$ 25,321,490	\$ 6,949,222	27.44%
	Revised Budget	Current Year To Date	Current Year % of Budget
Expenditures:			
Materials & Supplies	\$ 82,674	\$ 8,285	10.02%
Contractual Services	1,852,474	292,246	15.78%
Capital Outlay	35,969,135	5,484,022	15.25%
Transfers Out	5,793,247	1,326,753	22.90%
Other Costs	10,658	(364)	-3.42%
Total Expenditures	\$ 43,708,188	\$ 7,110,942	16.27%
Net Revenue (Shortfall)	\$ (18,386,698)	\$ (161,720)	11.17%

Capital Projects Fund Summary of Cash and Investments

Cash	\$ 692,376
Investments	46,713,709
	\$ 47,406,085

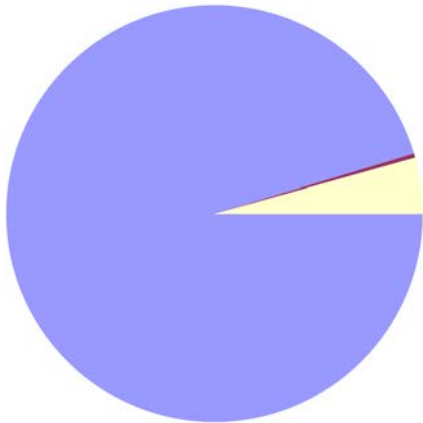
City of Casper, Wyoming

Capital Project Fund Summary of Revenues and Expenditures

For Fiscal Year 2023 as of December 31, 2022
50.00 % OF THE FISCAL YEAR HAS ELAPSED

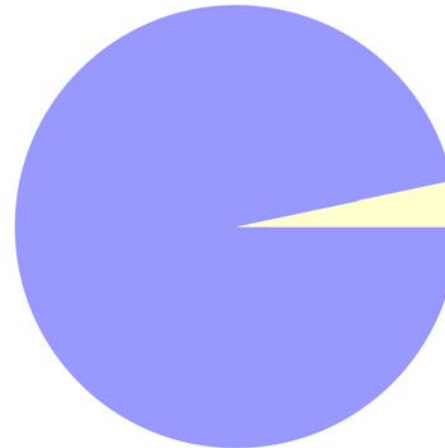
Year To Date Revenues
\$6,949,222

- Local Taxes-\$6,625,957
- Intergovernmental-\$23,674
- Misc Revenue-\$299,591
- Other Sources-\$0



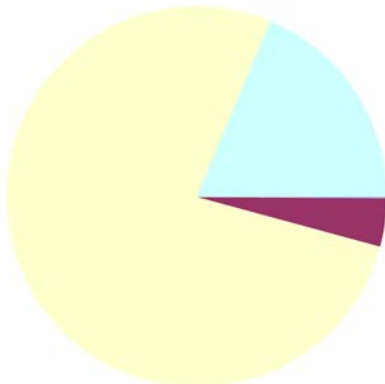
Month To Date Revenues
\$1,671,656

- Local Taxes-\$1,616,348
- Intergovernmental-\$0
- Misc Revenue-\$55,308
- Other Sources-\$0



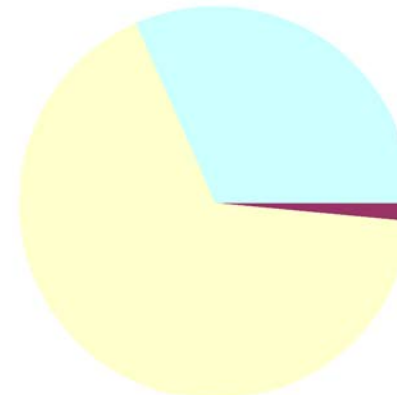
Year To Date Expenditures
\$7,110,942

- Materials & Supplies-\$8,285
- Contractual Services-\$292,246
- Capital Outlay-\$5,484,022
- Transfers Out-\$1,326,753
- Other Costs-(\$364)



Month To Date Expenditures
\$1,723,908

- Materials & Supplies-\$11
- Contractual Services-\$25,660
- Capital Outlay-\$1,152,885
- Transfers Out-\$545,351
- Other Costs-\$0

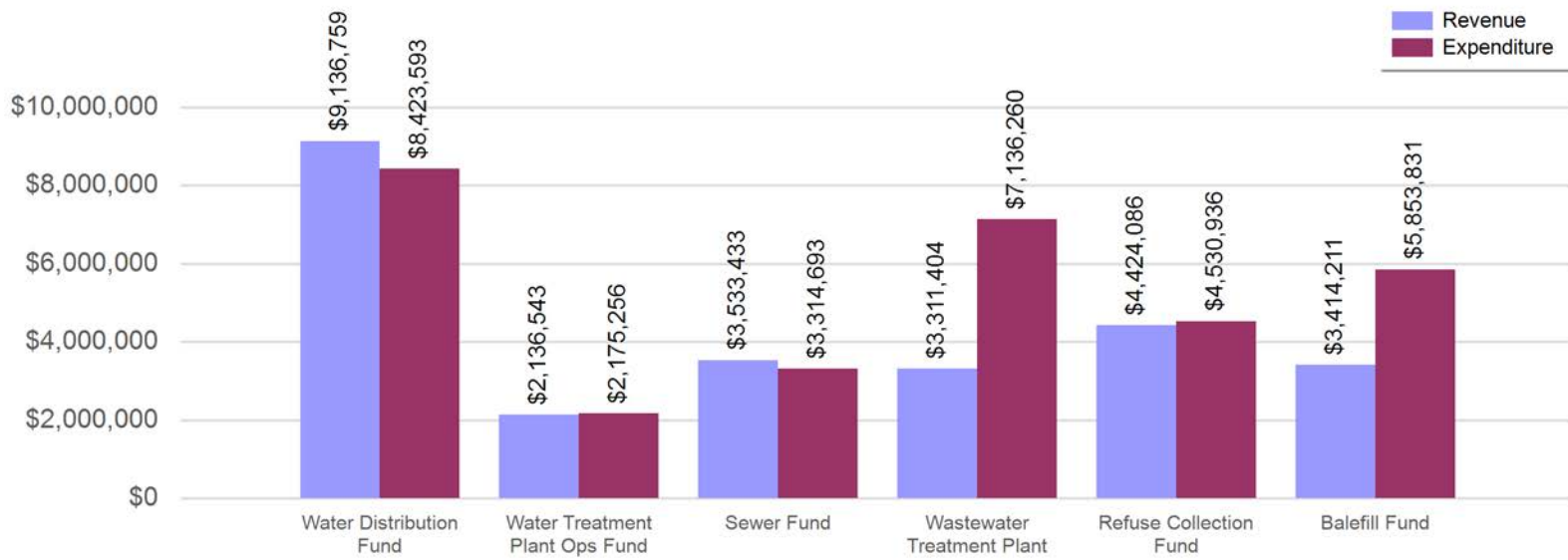


City of Casper, Wyoming
Utility Enterprise Funds Consolidated Balance Sheet
For Fiscal Year 2023 as of December 31, 2022
50.00 % OF THE FISCAL YEAR HAS ELAPSED

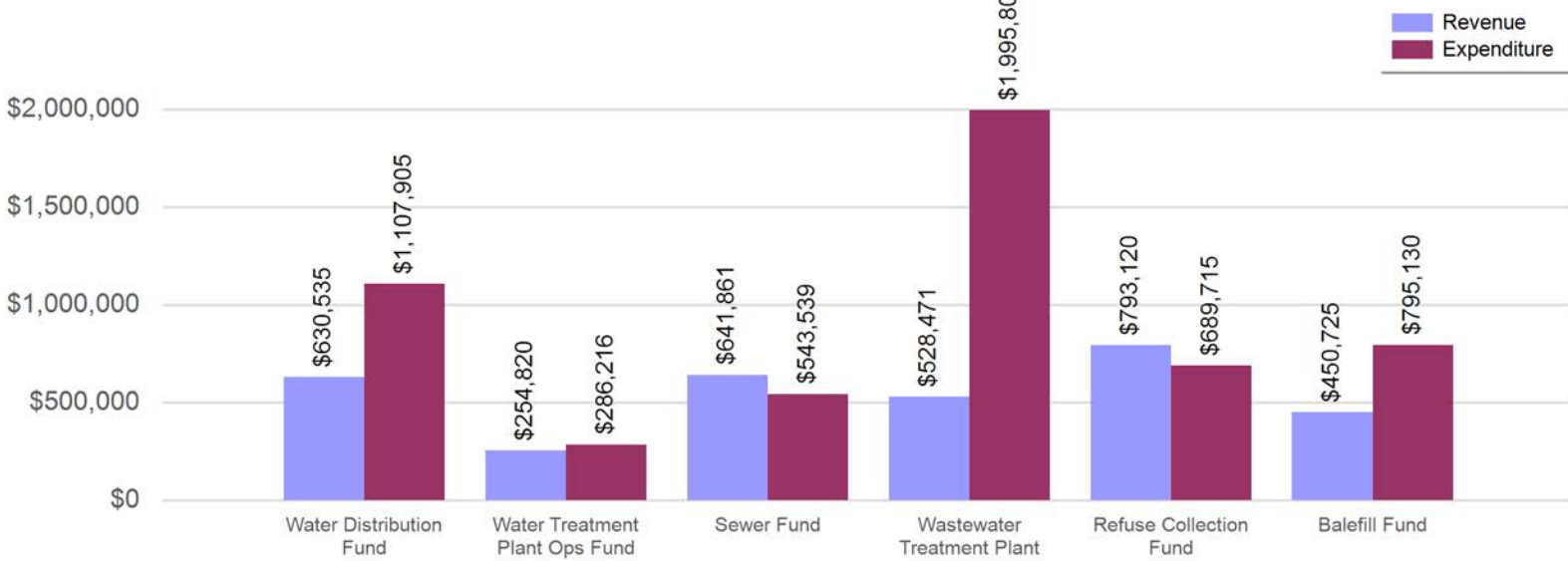
	Water Distribution Fund	Water Treatment Plant Ops Fund	Sewer Fund	Wastewater Treatment Plant	Refuse Collection Fund	Balefill Fund
ASSETS						
Current Assets						
Cash	\$ 548,631	\$ (121,623)	\$ 1,086,058	\$ 15,148	\$ 663,614	\$ 42,788
Investments	19,246,758		6,285,707	8,837,510	3,164,653	10,875,661
Market Adjustments	-		-	-	-	-
Inventory	470,042			86,219		33,506
Grants Receivable				2,516,219		-
Accounts Receivable	462,766	254,820	546,296	529,259	598,326	196,841
Clearing	55,951					
Prepaid Expenses	-				16,007	40,929
Lease Receivable - Short Term	8,004					
Total Current Assets	20,792,152	133,196	7,918,061	11,984,355	4,442,599	11,189,723
Capital Assets						
Land, Buildings & Improvements	100,827,295		31,178,792	76,290,129	5,212,769	38,893,451
Equipment	5,628,177		1,996,509	7,630,660	7,534,573	9,156,514
Accumulated Depreciation	(43,365,049)		(21,498,531)	(52,281,941)	(5,282,187)	(19,458,585)
Total Capital Assets	63,090,422		11,676,770	31,638,847	7,465,155	28,591,380
Non-Current Assets						
Lease Receivable - Long Term	262,798					
Total Assets	\$ 84,145,372	\$ 133,196	\$ 19,594,831	\$ 43,623,202	\$ 11,907,755	\$ 39,781,104
DEFERRED OUTFLOWS OF RESOURCES						
Total Deferred Outflows Of Resources	\$ 320,979	\$ 122,809	\$ 120,018	\$ 197,771	\$ 323,770	\$ 274,726
LIABILITIES						
Current Liabilities						
Accounts Payable	\$ 719,308	\$ 174,149	\$ 490,106	\$ 646,877	\$ 346,562	\$ 491,063
Accrued Wages and Benefits Payable	64,630	31,240	26,264	44,751	74,767	64,511
Interest Payable	49,663			53,617		104,825
Customer Deposits	26,325					
Total Current Liabilities	859,926	205,389	516,370	745,245	421,329	660,399
Non-Current Liabilities						
Notes Payable	3,493,571			9,931,693		5,670,700
Closure & Post Closure Costs						8,529,544
Accrued Comp ABS	109,609	43,847	44,620	70,498	98,413	118,941
Net Pension Liability	1,231,711	471,264	460,553	758,918	1,242,422	1,054,223
Net OPEB Liability	-	-	-	-	-	-
Total Non-Current Liabilities	4,834,891	515,111	505,173	10,761,109	1,340,835	15,373,407
Total Liabilities	\$ 5,694,817	\$ 720,500	\$ 1,021,543	\$ 11,506,354	\$ 1,762,164	\$ 16,033,806
DEFERRED INFLOWS OF RESOURCES						
Total Deferred Inflows Of Resources	\$ 1,206,255	\$ 360,860	\$ 352,658	\$ 581,125	\$ 951,357	\$ 807,248
NET POSITION						
Net Investment in Capital Assets	\$ 59,867,654		\$ 11,676,770	\$ 21,707,155	\$ 7,465,155	\$ 22,920,680
Unrestricted	17,697,625	(825,354)	6,663,878	10,026,340	2,052,848	294,096
Total Net Position	\$ 77,565,278	\$ (825,354)	\$ 18,340,648	\$ 31,733,495	\$ 9,518,003	\$ 23,214,776

City of Casper, Wyoming
Utility Enterprise Funds Revenue and Expenditure Comparison
 For Fiscal Year 2023 as of December 31, 2022
 50.00 % OF THE FISCAL YEAR HAS ELAPSED

Utility Enterprise Funds YTD Revenue and Expenditure Comparison



Utility Enterprise Funds MTD Revenue and Expenditure Comparison



City of Casper, Wyoming
Water Distribution Fund Statement of Revenues and Expenditures
For Fiscal Year 2023 as of December 31, 2022
50.00 % OF THE FISCAL YEAR HAS ELAPSED

	Revised Budget	Current Year To Date	Current Year % of Budget
Revenues:			
Goods and Svcs Rev	\$ 12,050,925	\$ 8,725,313	72.40%
Misc Revenue	197,296	109,198	55.35%
Utility Revenue	537,000	302,248	56.28%
Other Sources	2,500,000	-	0.00%
Total Revenues	\$ 15,285,221	\$ 9,136,759	59.78%
	Revised Budget	Current Year To Date	Current Year % of Budget
Expenditures:			
Personnel Services	\$ 2,702,963	\$ 1,114,630	41.24%
Materials & Supplies	8,527,018	5,341,646	62.64%
Contractual Services	1,636,263	532,783	32.56%
Capital Outlay	7,649,212	717,450	9.38%
Debt Service	755,222	656,683	86.95%
Transfers Out	-	1,738	
Other Costs	113,544	47,869	42.16%
Utility Expense	27,500	10,794	39.25%
Total Expenditures	\$ 21,411,722	\$ 8,423,593	39.34%
Net Revenue (Shortfall)	\$ (6,126,501)	\$ 713,166	20.43%

Water Distribution Fund Summary of Cash and Investments

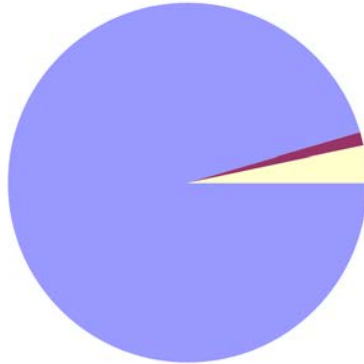
Cash	\$ 548,631
Investments	19,246,758
	\$ 19,795,389

City of Casper, Wyoming Water Distribution Fund Summary of Revenues and Expenditures

For Fiscal Year 2023 as of December 31, 2022
50.00 % OF THE FISCAL YEAR HAS ELAPSED

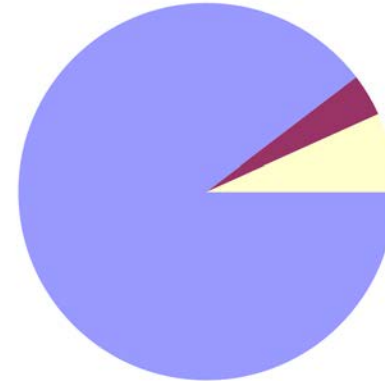
Year To Date Revenues
\$9,136,759

- Goods and Svcs Rev-\$8,725,313
- Misc Revenue-\$109,198
- Utility Revenue-\$302,248
- Other Sources-\$0



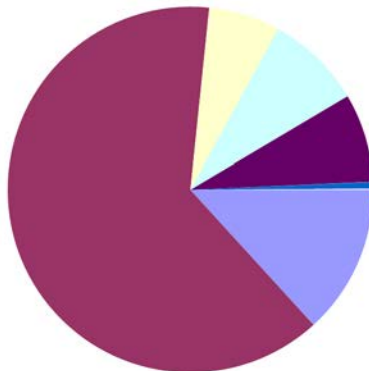
Month To Date Revenues
\$630,535

- Goods and Svcs Rev-\$565,188
- Misc Revenue-\$22,937
- Utility Revenue-\$42,410
- Other Sources-\$0



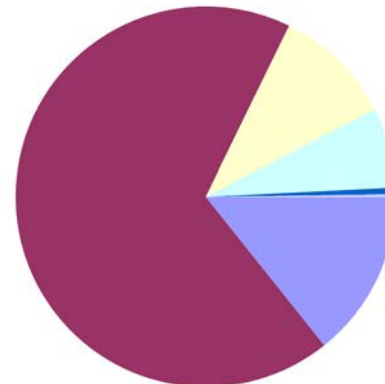
Year To Date Expenditures
\$8,423,593

- Personnel Services-\$1,114,630
- Materials & Supplies-\$5,341,646
- Contractual Services-\$532,783
- Capital Outlay-\$717,450
- Debt Service-\$656,683
- Transfers Out-\$1,738
- Other Costs-\$47,869
- Utility Expense-\$10,794



Month To Date Expenditures
\$1,107,905

- Personnel Services-\$158,261
- Materials & Supplies-\$752,834
- Contractual Services-\$113,230
- Capital Outlay-\$74,686
- Debt Service-\$0
- Transfers Out-\$275
- Other Costs-\$6,106
- Utility Expense-\$2,513



City of Casper, Wyoming
Water Treatment Plant Ops Fund Statement of Revenues and Expenditures
For Fiscal Year 2023 as of December 31, 2022
50.00 % OF THE FISCAL YEAR HAS ELAPSED

	<u>Revised Budget</u>	<u>Current Year To Date</u>	<u>Current Year % of Budget</u>
Revenues:			
Intergovernmental	\$ 3,830,789	\$ 2,136,543	55.77%
Total Revenues	\$ 3,830,789	\$ 2,136,543	55.77%
Expenditures:			
Personnel Services	\$ 1,162,883	\$ 580,081	49.88%
Materials & Supplies	2,174,000	1,391,437	64.00%
Contractual Services	387,575	181,480	46.82%
Other Costs	43,731	20,967	47.94%
Utility Expense	62,600	1,291	2.06%
Total Expenditures	\$ 3,830,789	\$ 2,175,256	56.78%
Net Revenue (Shortfall)	\$ -	\$ (38,713)	-1.01%

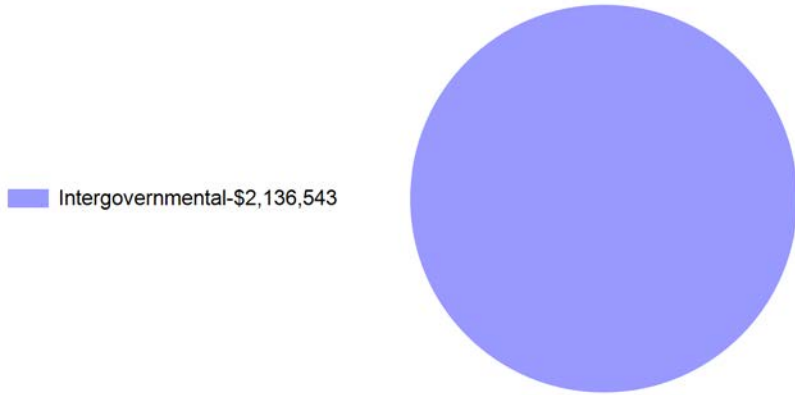
Water Treatment Plant Ops Fund Summary of Cash and Investments

Cash	\$ (121,623)
Investments	-
	<u>\$ (121,623)</u>

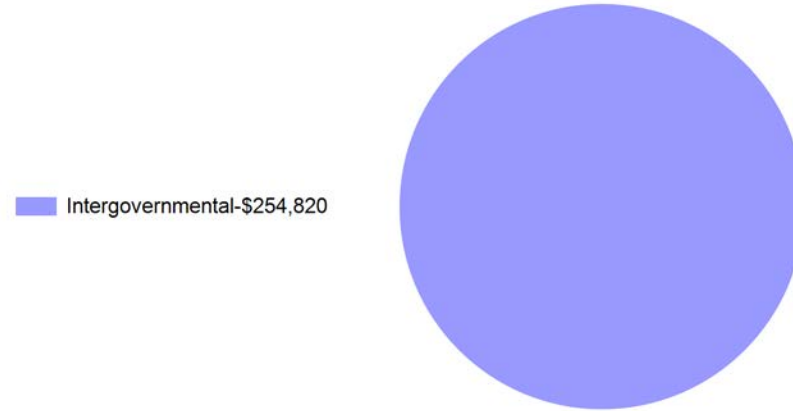
City of Casper, Wyoming Water Treatment Plant Ops Fund Summary of Revenues and Expenditures

For Fiscal Year 2023 as of December 31, 2022
50.00 % OF THE FISCAL YEAR HAS ELAPSED

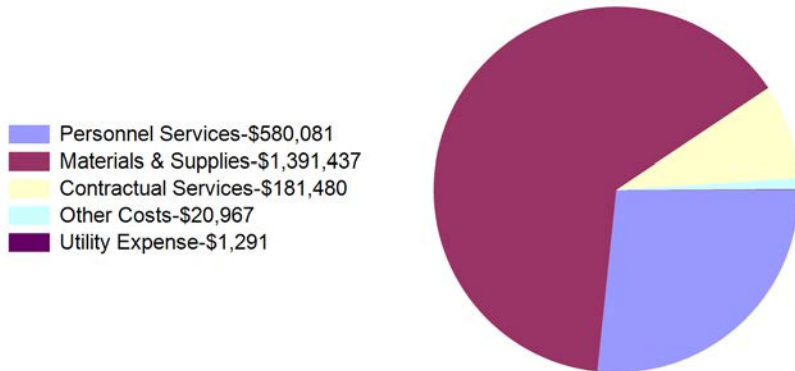
Year To Date Revenues
\$2,136,543



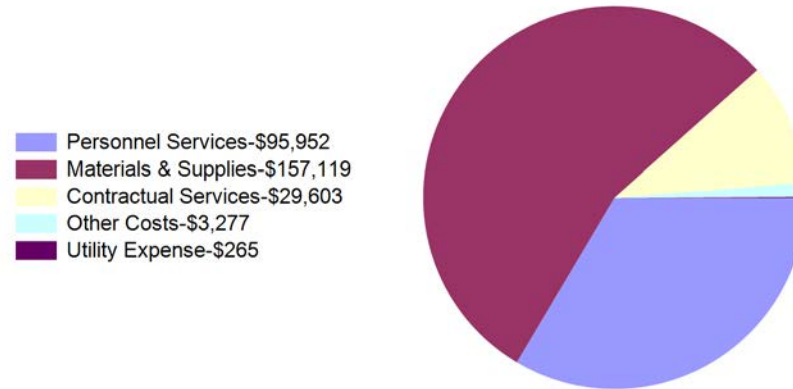
Month To Date Revenues
\$254,820



Year To Date Expenditures
\$2,175,256



Month To Date Expenditures
\$286,216



City of Casper, Wyoming
Sewer Fund Statement of Revenues and Expenditures

For Fiscal Year 2023 as of December 31, 2022
 50.00 % OF THE FISCAL YEAR HAS ELAPSED

	Revised Budget	Current Year To Date	Current Year % of Budget
Revenues:			
Goods and Svcs Rev	\$ 6,338,034	\$ 3,483,161	54.96%
Misc Revenue	64,842	40,753	62.85%
Utility Revenue	40,000	9,518	23.80%
Other Sources	500,000	-	0.00%
Total Revenues	\$ 6,942,876	\$ 3,533,433	50.89%
	Revised Budget	Current Year To Date	Current Year % of Budget
Expenditures:			
Personnel Services	\$ 951,820	\$ 434,119	45.61%
Materials & Supplies	124,280	28,602	23.01%
Contractual Services	405,657	193,869	47.79%
Capital Outlay	3,210,382	172,773	5.38%
Transfers Out	-	1,738	
Other Costs	69,206	25,904	37.43%
Utility Expense	5,367,501	2,457,689	45.79%
Total Expenditures	\$ 10,128,845	\$ 3,314,693	32.73%
Net Revenue (Shortfall)	\$ (3,185,969)	\$ 218,739	18.17%

Sewer Fund Summary of Cash and Investments

Cash	\$ 1,086,058
Investments	6,285,707
	\$ 7,371,765

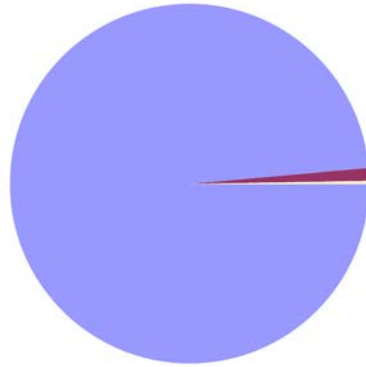
City of Casper, Wyoming

Sewer Fund Summary of Revenues and Expenditures

For Fiscal Year 2023 as of December 31, 2022
50.00 % OF THE FISCAL YEAR HAS ELAPSED


Year To Date Revenues
\$3,533,433

- Goods and Svcs Rev-\$3,483,161
- Misc Revenue-\$40,753
- Utility Revenue-\$9,518
- Other Sources-\$0



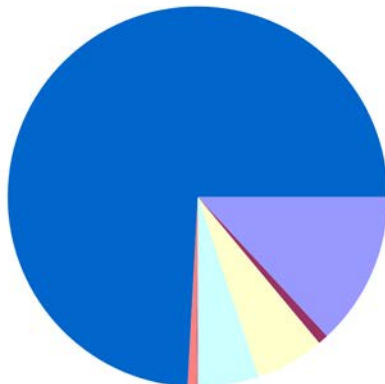
Month To Date Revenues
\$641,861

- Goods and Svcs Rev-\$633,718
- Misc Revenue-\$8,143
- Utility Revenue-\$0
- Other Sources-\$0



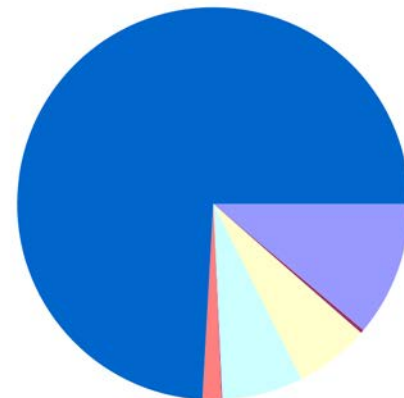
Year To Date Expenditures
\$3,314,693

- Personnel Services-\$434,119
- Materials & Supplies-\$28,602
- Contractual Services-\$193,869
- Capital Outlay-\$172,773
- Transfers Out-\$1,738
- Other Costs-\$25,904
- Utility Expense-\$2,457,689



Month To Date Expenditures
\$543,539

- Personnel Services-\$60,570
- Materials & Supplies-\$1,541
- Contractual Services-\$33,627
- Capital Outlay-\$36,232
- Transfers Out-\$275
- Other Costs-\$8,466
- Utility Expense-\$402,828



City of Casper, Wyoming
Wastewater Treatment Plant Fund Statement of Revenues and Expenditures

For Fiscal Year 2023 as of December 31, 2022
50.00 % OF THE FISCAL YEAR HAS ELAPSED

	Revised Budget	Current Year To Date	Current Year % of Budget
Revenues:			
Intergovernmental	\$ 13,348,930	\$ 2,939,203	22.02%
Misc Revenue	85,836	65,716	76.56%
Utility Revenue	630,000	306,485	48.65%
Other Sources	608,250	-	0.00%
Total Revenues	\$ 14,673,016	\$ 3,311,404	22.57%
	Revised Budget	Current Year To Date	Current Year % of Budget
Expenditures:			
Personnel Services	\$ 1,688,237	\$ 765,600	45.35%
Materials & Supplies	1,153,500	504,463	43.73%
Contractual Services	718,369	325,193	45.27%
Capital Outlay	12,617,398	4,632,658	36.72%
Debt Service	1,060,898	859,589	81.02%
Other Costs	62,802	29,638	47.19%
Utility Expense	78,000	19,119	24.51%
Total Expenditures	\$ 17,379,204	\$ 7,136,260	41.06%
Net Revenue (Shortfall)	\$ (2,706,188)	\$ (3,824,856)	-18.49%

Wastewater Treatment Plant Fund Summary of Cash and Investments

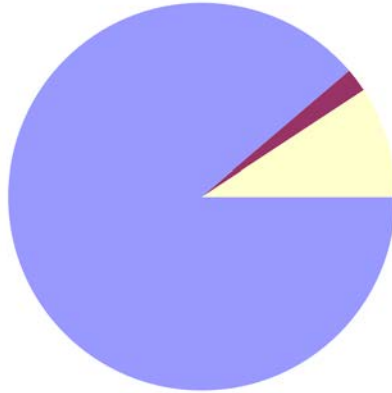
Cash	\$ 15,148
Investments	8,837,510
	\$ 8,852,658

City of Casper, Wyoming Wastewater Treatment Plant Fund Summary of Revenues and Expenditures

For Fiscal Year 2023 as of December 31, 2022
50.00 % OF THE FISCAL YEAR HAS ELAPSED

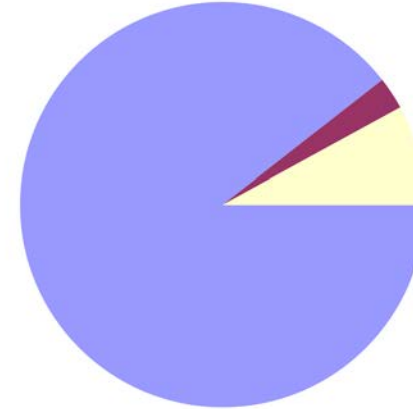
Year To Date Revenues
\$3,311,404

- Intergovernmental-\$2,939,203
- Misc Revenue-\$65,716
- Utility Revenue-\$306,485
- Other Sources-\$0



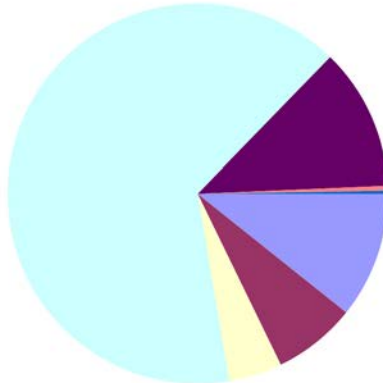
Month To Date Revenues
\$528,471

- Intergovernmental-\$472,761
- Misc Revenue-\$13,660
- Utility Revenue-\$42,050
- Other Sources-\$0



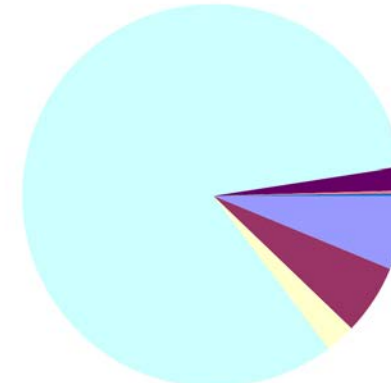
Year To Date Expenditures
\$7,136,260

- Personnel Services-\$765,600
- Materials & Supplies-\$504,463
- Contractual Services-\$325,193
- Capital Outlay-\$4,632,658
- Debt Service-\$859,589
- Other Costs-\$29,638
- Utility Expense-\$19,119



Month To Date Expenditures
\$1,995,805

- Personnel Services-\$124,526
- Materials & Supplies-\$118,428
- Contractual Services-\$51,235
- Capital Outlay-\$1,652,752
- Debt Service-\$39,746
- Other Costs-\$4,567
- Utility Expense-\$4,550



City of Casper, Wyoming
Refuse Collection Fund Statement of Revenues and Expenditures

For Fiscal Year 2023 as of December 31, 2022
 50.00 % OF THE FISCAL YEAR HAS ELAPSED

	Revised Budget	Current Year To Date	Current Year % of Budget
Revenues:			
Misc Revenue	\$ 19,482	\$ 18,953	97.29%
Utility Revenue	10,036,600	4,405,133	43.89%
Total Revenues	\$ 10,056,082	\$ 4,424,086	43.99%

	Revised Budget	Current Year To Date	Current Year % of Budget
Expenditures:			
Personnel Services	\$ 2,587,250	\$ 1,343,131	51.91%
Materials & Supplies	506,048	217,035	42.89%
Contractual Services	4,155,406	2,286,115	55.02%
Capital Outlay	3,661,870	628,724	17.17%
Transfers Out	25,000	-	0.00%
Other Costs	122,193	54,718	44.78%
Utility Expense	3,000	1,212	40.40%
Total Expenditures	\$ 11,060,767	\$ 4,530,936	40.96%
Net Revenue (Shortfall)	\$ (1,004,685)	\$ (106,850)	3.03%

Refuse Collection Fund Summary of Cash and Investments

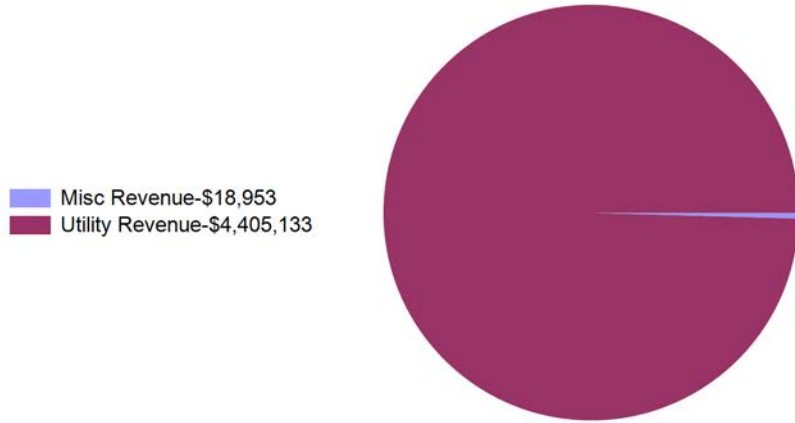
Cash	\$ 663,614
Investments	3,164,653
	\$ 3,828,267

City of Casper, Wyoming

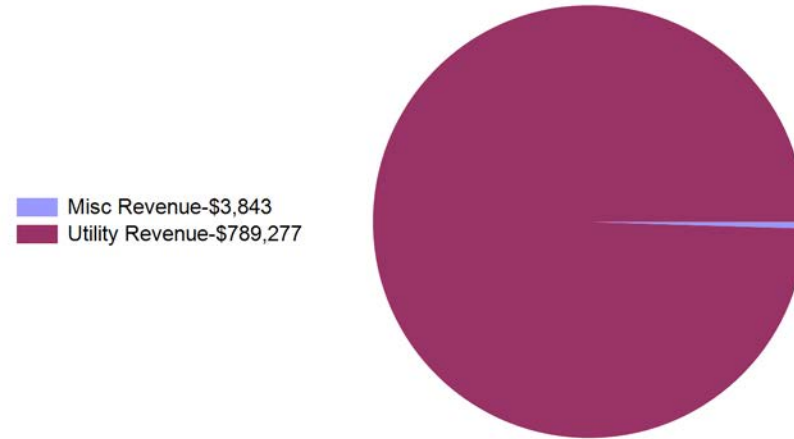
Refuse Collection Fund Summary of Revenues and Expenditures

For Fiscal Year 2023 as of December 31, 2022
50.00 % OF THE FISCAL YEAR HAS ELAPSED

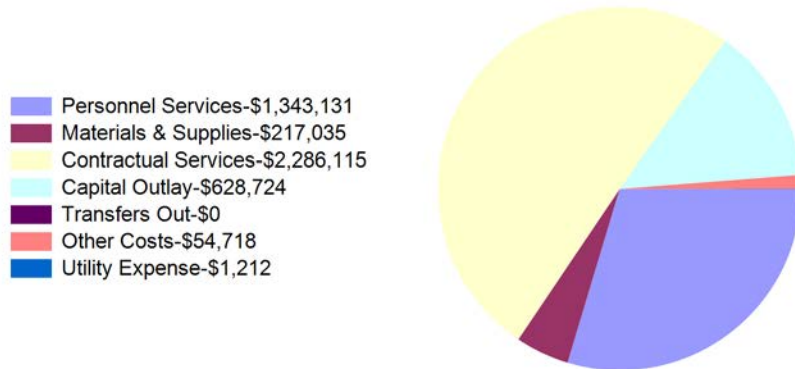
Year To Date Revenues
\$4,424,086



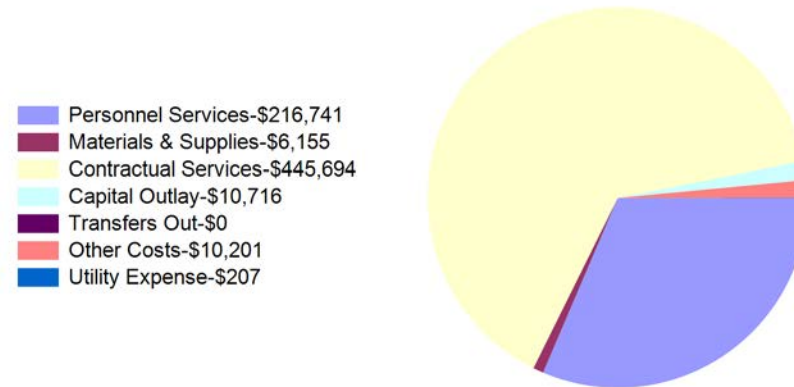
Month To Date Revenues
\$793,120



Year To Date Expenditures
\$4,530,936



Month To Date Expenditures
\$689,715



City of Casper, Wyoming
Balefill Fund Statement of Revenues and Expenditures
For Fiscal Year 2023 as of December 31, 2022
50.00 % OF THE FISCAL YEAR HAS ELAPSED

	<u>Revised Budget</u>	<u>Current Year To Date</u>	<u>Current Year % of Budget</u>
Revenues:			
Intergovernmental	\$ 558,494	\$ 4,773	0.85%
Goods and Svcs Rev	225,600	132,059	58.54%
Misc Revenue	127,216	65,271	51.31%
Utility Revenue	7,848,700	3,212,108	40.93%
Total Revenues	\$ 8,760,010	\$ 3,414,211	38.97%

	<u>Revised Budget</u>	<u>Current Year To Date</u>	<u>Current Year % of Budget</u>
Expenditures:			
Personnel Services	\$ 2,372,009	\$ 1,207,491	50.91%
Materials & Supplies	1,698,184	550,380	32.41%
Contractual Services	2,211,380	833,102	37.67%
Capital Outlay	10,189,175	2,813,071	27.61%
Debt Service	482,347	342,174	70.94%
Transfers Out	30,000	15,249	50.83%
Other Costs	156,539	76,282	48.73%
Utility Expense	22,550	16,083	71.32%
Total Expenditures	\$ 17,162,184	\$ 5,853,831	34.11%

Net Revenue (Shortfall) \$ (8,402,174) \$ (2,439,620) 4.87%

Balefill Fund Summary of Cash and Investments

Cash	\$ 42,788
Investments	10,875,661
	<u>\$ 10,918,448</u>


City of Casper, Wyoming

Balefill Fund Summary of Revenues and Expenditures

For Fiscal Year 2023 as of December 31, 2022
50.00 % OF THE FISCAL YEAR HAS ELAPSED


Year To Date Revenues
\$3,414,211

- Intergovernmental-\$4,773
- Goods and Svcs Rev-\$132,059
- Misc Revenue-\$65,271
- Utility Revenue-\$3,212,108



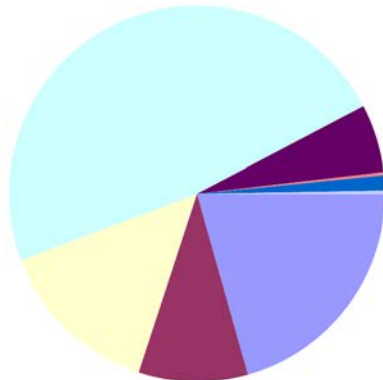
Month To Date Revenues
\$450,725

- Intergovernmental-\$0
- Goods and Svcs Rev-\$6,493
- Misc Revenue-\$14,061
- Utility Revenue-\$430,172



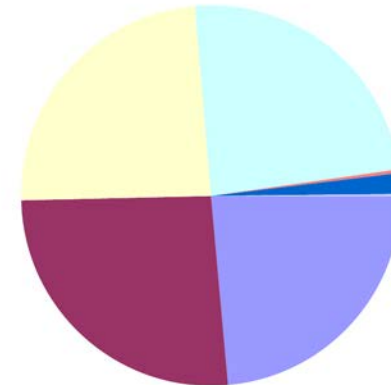
Year To Date Expenditures
\$5,853,831

- Personnel Services-\$1,207,491
- Materials & Supplies-\$550,380
- Contractual Services-\$833,102
- Capital Outlay-\$2,813,071
- Debt Service-\$342,174
- Transfers Out-\$15,249
- Other Costs-\$76,282
- Utility Expense-\$16,083



Month To Date Expenditures
\$795,130

- Personnel Services-\$187,360
- Materials & Supplies-\$207,285
- Contractual Services-\$191,030
- Capital Outlay-\$191,579
- Debt Service-\$0
- Transfers Out-\$2,500
- Other Costs-\$14,089
- Utility Expense-\$1,286



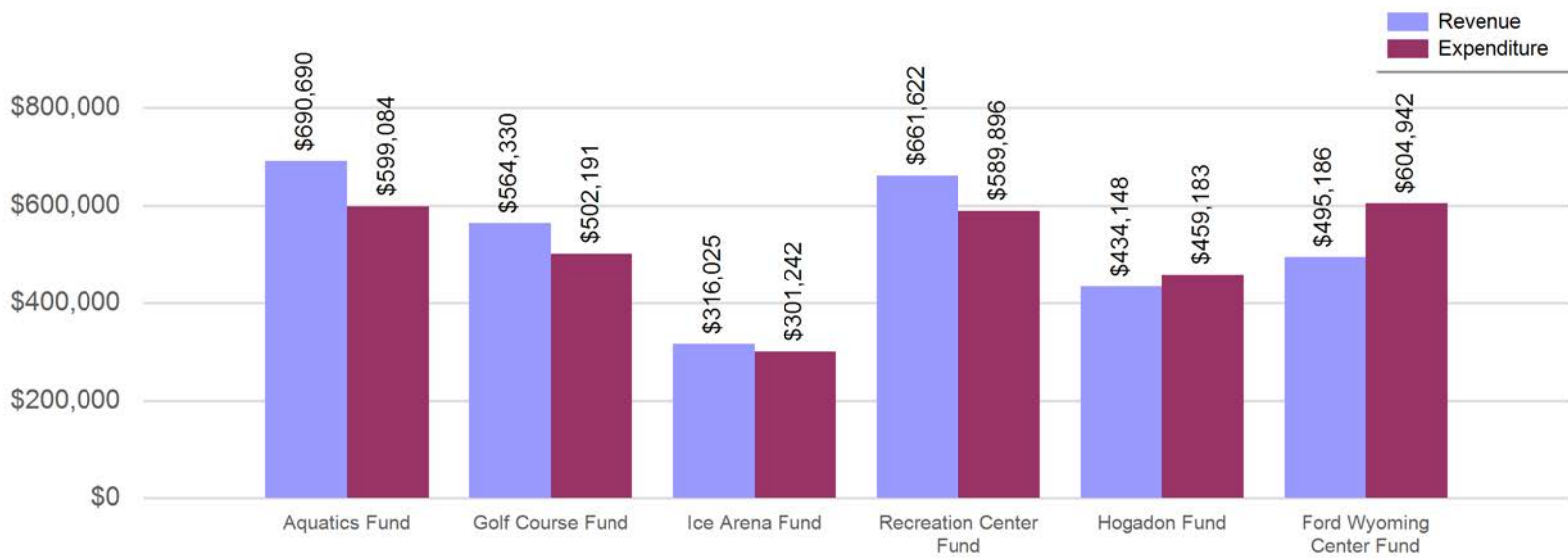
City of Casper, Wyoming
Parks & Recreation Enterprise Funds Consolidated Balance Sheet

For Fiscal Year 2023 as of December 31, 2022
50.00 % OF THE FISCAL YEAR HAS ELAPSED

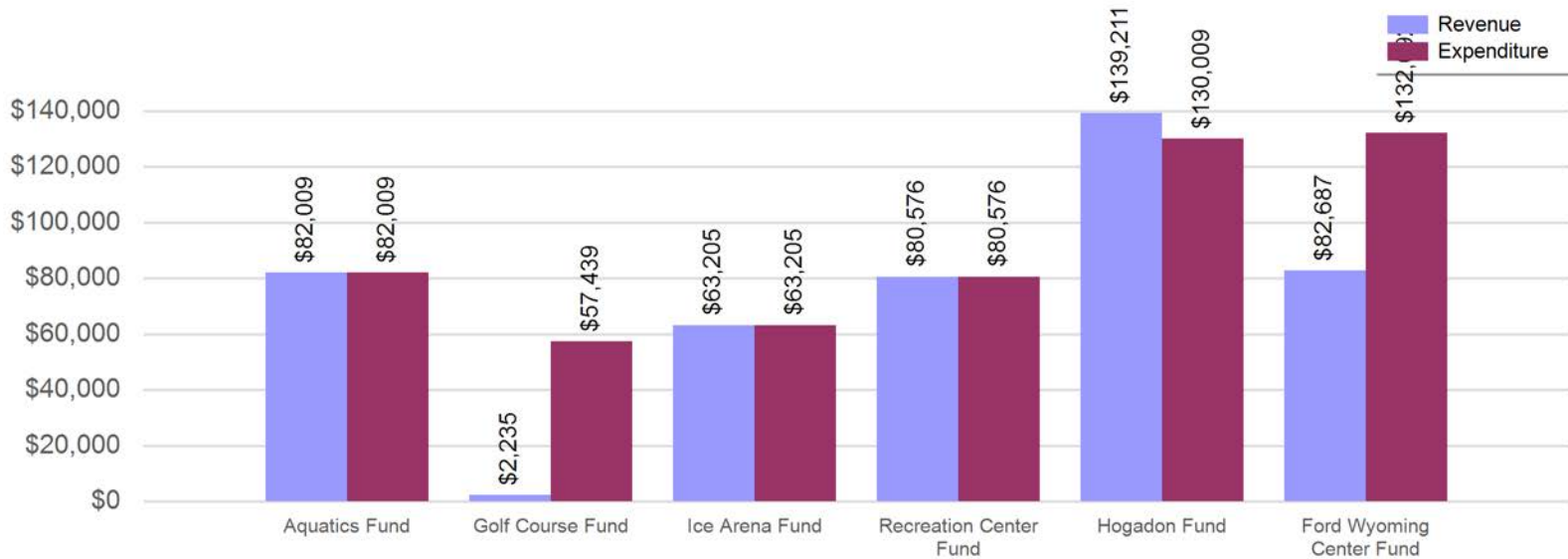
	Aquatics Fund	Golf Course Fund	Ice Arena Fund	Recreation Center Fund	Hogadon Fund	Ford Wyoming Center Fund
ASSETS						
Current Assets						
Cash	\$ 55,247	\$ 594,129	\$ 30,533	\$ 75,789	\$ 27,728	\$ 821,755
Inventory		36,136			13,764	
Accounts Receivable		2,811	8,508	2,436	43,261	15,485
Lease Receivable - Short Term		31,822				14,622
Total Current Assets	55,247	664,899	39,040	78,225	84,753	851,862
Capital Assets						
Land, Buildings & Improvements	14,432,867	7,097,801	5,328,515	7,333,709	10,372,812	34,054,865
Equipment	39,801	1,137,319	288,261	287,320	2,264,724	1,378,791
Accumulated Depreciation	(3,600,173)	(5,318,800)	(1,918,371)	(4,888,425)	(3,889,950)	(22,664,591)
Total Capital Assets	10,872,495	2,916,320	3,698,406	2,732,604	8,747,586	12,769,065
Non-Current Assets						
Lease Receivable - Long Term		23,792				163,470
Total Assets	\$ 10,927,742	\$ 3,605,010	\$ 3,737,446	\$ 2,810,828	\$ 8,832,340	\$ 13,784,396
DEFERRED OUTFLOWS OF RESOURCES						
Total Deferred Outflows Of Resources	\$ 21,531	\$ 49,044	\$ 21,531	\$ 92,904	\$ 51,835	\$
LIABILITIES						
Current Liabilities						
Accounts Payable	\$ 24,799	\$ 21,114	\$ 29,017	\$ 30,168	\$ 63,161	\$ 922,772
Accrued Wages and Benefits Payable	30,448	22,749	10,023	48,057	12,390	
Deferred Revenue		-				
Unearned Revenue						-
Total Current Liabilities	55,247	43,863	39,040	78,225	75,551	922,772
Non-Current Liabilities						
Accrued Comp ABS	10,307	18,620	5,772	28,685	22,257	
Net Pension Liability	82,624	188,199	82,624	356,508	198,910	
Net OPEB Liability	-	-	-	-	-	
Total Non-Current Liabilities	92,931	206,820	88,397	385,193	221,167	
Total Liabilities	\$ 148,178	\$ 250,683	\$ 127,437	\$ 463,417	\$ 296,718	\$ 922,772
DEFERRED INFLOWS OF RESOURCES						
Total Deferred Inflows Of Resources	\$ 63,268	\$ 199,356	\$ 63,268	\$ 272,988	\$ 152,311	\$ 173,096
NET POSITION						
Net Investment in Capital Assets	\$ 10,872,495	\$ 2,971,934	\$ 3,698,406	\$ 2,732,604	\$ 8,747,586	\$ 12,947,157
Unrestricted	(134,667)	232,082	(130,132)	(565,276)	(312,440)	(258,628)
Total Net Position	\$ 10,737,829	\$ 3,204,016	\$ 3,568,273	\$ 2,167,328	\$ 8,435,146	\$ 12,688,529

City of Casper, Wyoming
Parks & Recreation Enterprise Funds Revenue and Expenditure Comparison
 For Fiscal Year 2023 as of December 31, 2022
 50.00 % OF THE FISCAL YEAR HAS ELAPSED

Parks & Recreation Enterprise Funds YTD Revenue and Expenditure Comparison



Parks & Recreation Enterprise Funds MTD Revenue and Expenditure Comparison



City of Casper, Wyoming
Aquatics Fund Statement of Revenues and Expenditures
For Fiscal Year 2023 as of December 31, 2022
50.00 % OF THE FISCAL YEAR HAS ELAPSED

	<u>Revised Budget</u>	<u>Current Year To Date</u>	<u>Current Year % of Budget</u>
Revenues:			
Goods and Svcs Rev	\$ 573,562	\$ 224,066	39.07%
Misc Revenue	62,200	30,858	49.61%
Other Sources	588,614	435,765	74.03%
Total Revenues	\$ 1,224,376	\$ 690,690	56.41%

	<u>Revised Budget</u>	<u>Current Year To Date</u>	<u>Current Year % of Budget</u>
Expenditures:			
Personnel Services	\$ 711,067	\$ 310,986	43.74%
Materials & Supplies	251,899	156,853	62.27%
Contractual Services	170,030	84,261	49.56%
Other Costs	60,714	29,251	48.18%
Utility Expense	30,666	17,732	57.82%
Total Expenditures	\$ 1,224,376	\$ 599,084	48.93%
Net Revenue (Shortfall)	\$ -	\$ 91,607	7.48%

Cost Recovery 42.55 %

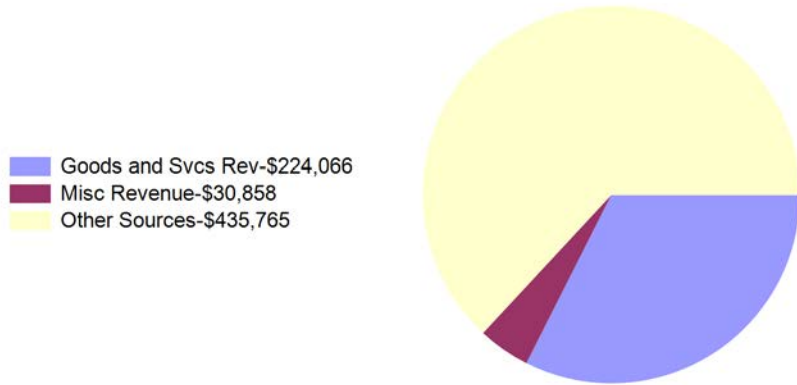
Aquatics Fund Summary of Cash and Investments

Cash	\$ 55,247
Investments	-
	<u>\$ 55,247</u>

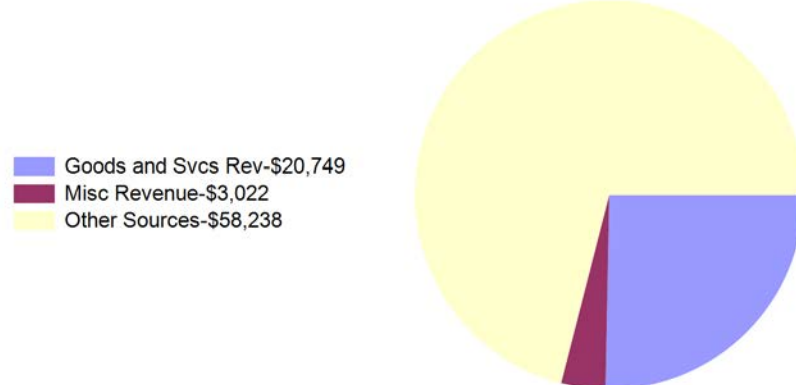
City of Casper, Wyoming Aquatics Fund Summary of Revenues and Expenditures

For Fiscal Year 2023 as of December 31, 2022
50.00 % OF THE FISCAL YEAR HAS ELAPSED

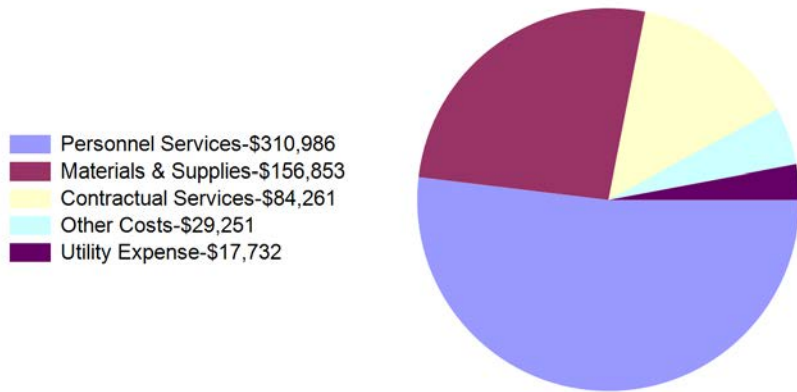
Year To Date Revenues
\$690,690



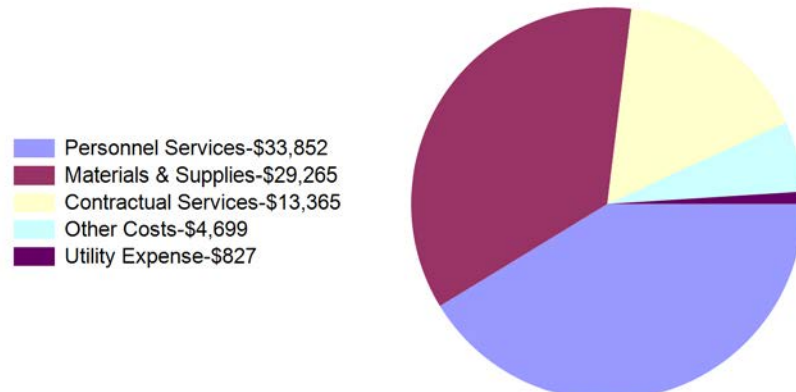
Month To Date Revenues
\$82,009



Year To Date Expenditures
\$599,084



Month To Date Expenditures
\$82,009



City of Casper, Wyoming
Golf Fund Statement of Revenues and Expenditures

For Fiscal Year 2023 as of December 31, 2022
 50.00 % OF THE FISCAL YEAR HAS ELAPSED

	Revised Budget	Current Year To Date	Current Year % of Budget
Revenues:			
Goods and Svcs Rev	\$ 689,000	\$ 346,552	50.30%
Misc Revenue	269,000	217,778	80.96%
Total Revenues	\$ 958,000	\$ 564,330	58.91%

	Revised Budget	Current Year To Date	Current Year % of Budget
Expenditures:			
Personnel Services	\$ 527,391	\$ 280,289	53.15%
Materials & Supplies	150,834	82,402	54.63%
Contractual Services	238,989	110,172	46.10%
Capital Outlay	28,981	1,574	5.43%
Transfers Out	88,000	-	0.00%
Other Costs	25,319	12,589	49.72%
Utility Expense	12,800	15,164	118.47%
Total Expenditures	\$ 1,072,314	\$ 502,191	46.83%
Net Revenue (Shortfall)	\$ (114,314)	\$ 62,139	12.07%

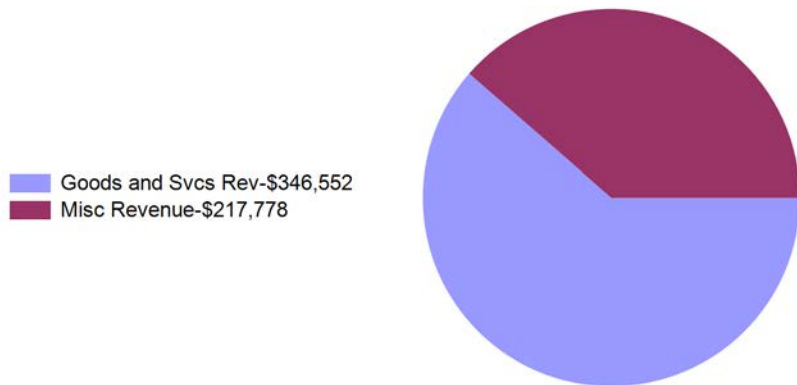
Golf Fund Summary of Cash and Investments

Cash	\$ 594,129
Investments	-
	\$ 594,129

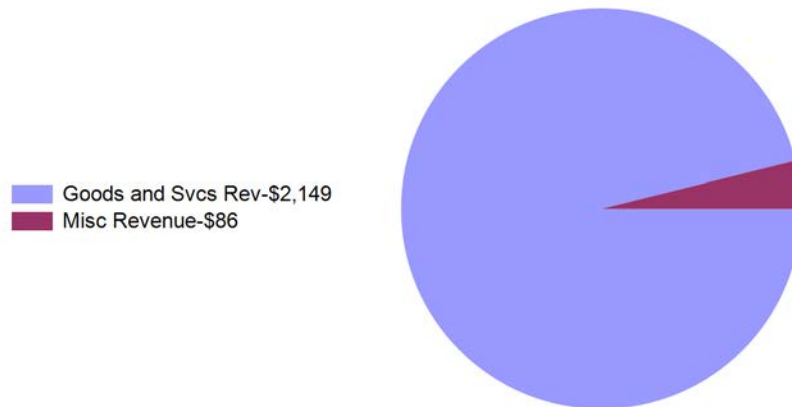
City of Casper, Wyoming Golf Fund Summary of Revenues and Expenditures

For Fiscal Year 2023 as of December 31, 2022
50.00 % OF THE FISCAL YEAR HAS ELAPSED

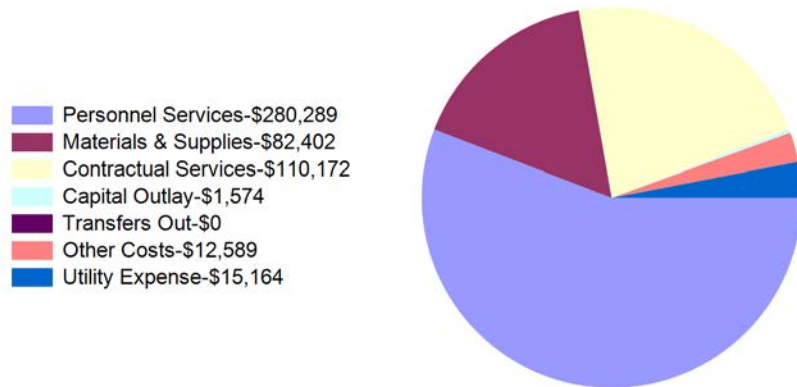
Year To Date Revenues
\$564,330



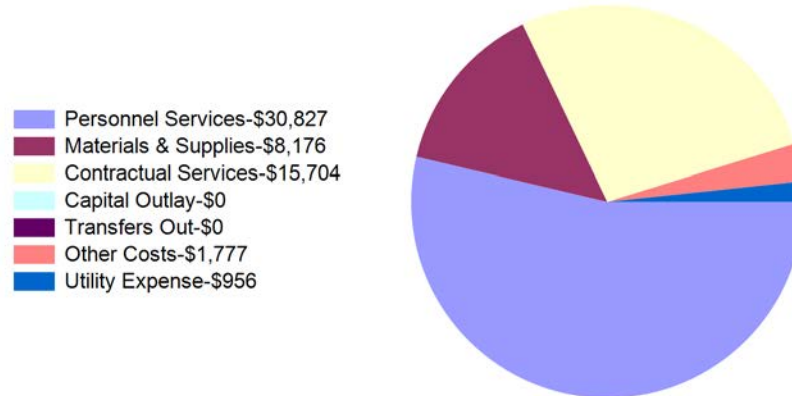
Month To Date Revenues
\$2,235



Year To Date Expenditures
\$502,191



Month To Date Expenditures
\$57,439



City of Casper, Wyoming
Ice Arena Fund Statement of Revenues and Expenditures
For Fiscal Year 2023 as of December 31, 2022
50.00 % OF THE FISCAL YEAR HAS ELAPSED

	<u>Revised Budget</u>	<u>Current Year To Date</u>	<u>Current Year % of Budget</u>
Revenues:			
Goods and Svcs Rev	\$ 328,325	\$ 162,432	49.47%
Misc Revenue	28,000	23,934	85.48%
Other Sources	239,128	129,659	54.22%
Total Revenues	\$ 595,453	\$ 316,025	53.07%

	<u>Revised Budget</u>	<u>Current Year To Date</u>	<u>Current Year % of Budget</u>
Expenditures:			
Personnel Services	\$ 315,271	\$ 161,520	51.23%
Materials & Supplies	137,981	78,452	56.86%
Contractual Services	93,977	39,704	42.25%
Other Costs	31,624	13,829	43.73%
Utility Expense	16,600	7,738	46.61%
Total Expenditures	\$ 595,453	\$ 301,242	50.59%

Net Revenue (Shortfall) **\$ - \$ 14,782 2.48%**

Cost Recovery **61.87 %**

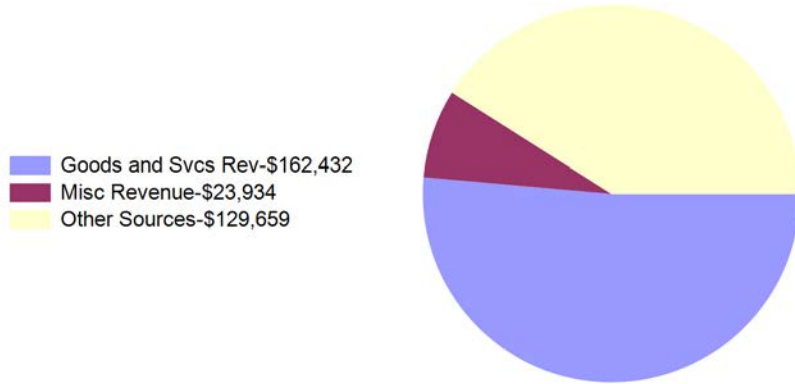
Ice Arena Fund Summary of Cash and Investments

Cash	\$ 30,533
Investments	-
	<u>\$ 30,533</u>

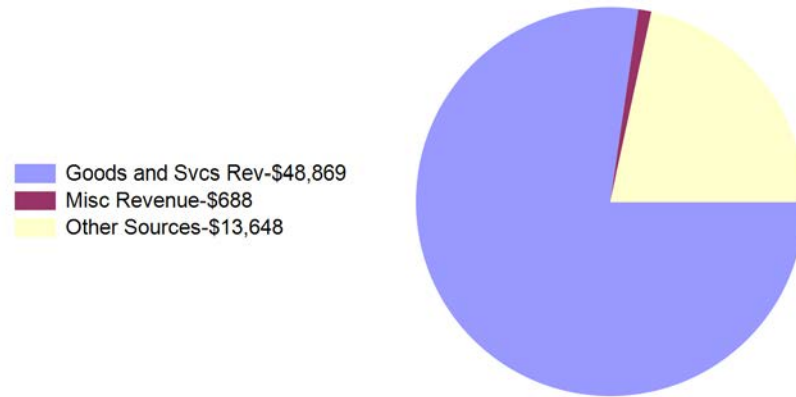
City of Casper, Wyoming Ice Arena Fund Summary of Revenues and Expenditures

For Fiscal Year 2023 as of December 31, 2022
50.00 % OF THE FISCAL YEAR HAS ELAPSED

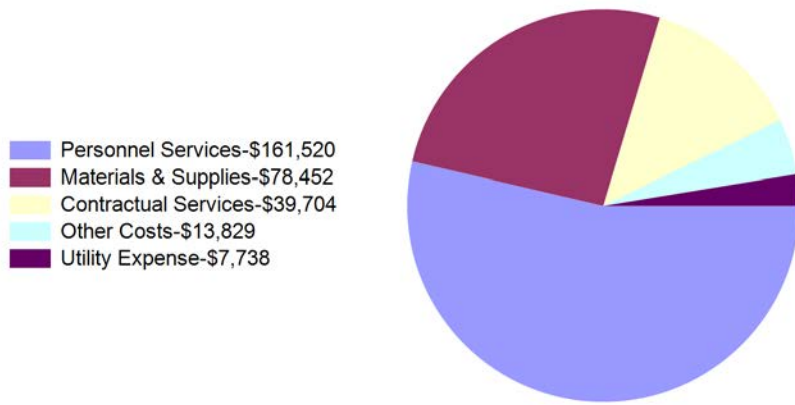
Year To Date Revenues
\$316,025



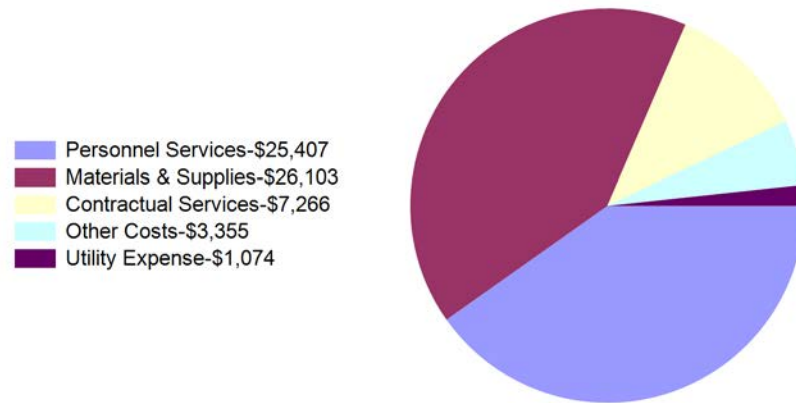
Month To Date Revenues
\$63,205



Year To Date Expenditures
\$301,242



Month To Date Expenditures
\$63,205



City of Casper, Wyoming
Recreation Center Statement of Revenues and Expenditures

For Fiscal Year 2023 as of December 31, 2022
 50.00 % OF THE FISCAL YEAR HAS ELASPED

	<u>Revised Budget</u>	<u>Current Year To Date</u>	<u>Current Year % of Budget</u>
Revenues:			
Goods and Svcs Rev	\$ 397,200	\$ 150,918	38.00%
Misc Revenue	55,500	21,252	38.29%
Other Sources	764,624	489,452	64.01%
Total Revenues	\$ 1,217,324	\$ 661,622	54.35%

	<u>Revised Budget</u>	<u>Current Year To Date</u>	<u>Current Year % of Budget</u>
Expenditures:			
Personnel Services	\$ 854,973	\$ 412,203	48.21%
Materials & Supplies	117,195	52,986	45.21%
Contractual Services	155,760	81,684	52.44%
Other Costs	65,696	33,552	51.07%
Utility Expense	23,700	9,471	39.96%
Total Expenditures	\$ 1,217,324	\$ 589,896	48.46%
Net Revenue (Shortfall)	\$ -	\$ 71,726	5.89%

Cost Recovery **29.19 %**


Recreation Center Fund Summary of Cash and Investments

Cash	\$ 75,789
Investments	-
	<u>\$ 75,789</u>


City of Casper, Wyoming Recreation Center Fund Summary of Revenues and Expenditures

For Fiscal Year 2023 as of December 31, 2022
50.00 % OF THE FISCAL YEAR HAS ELASPED

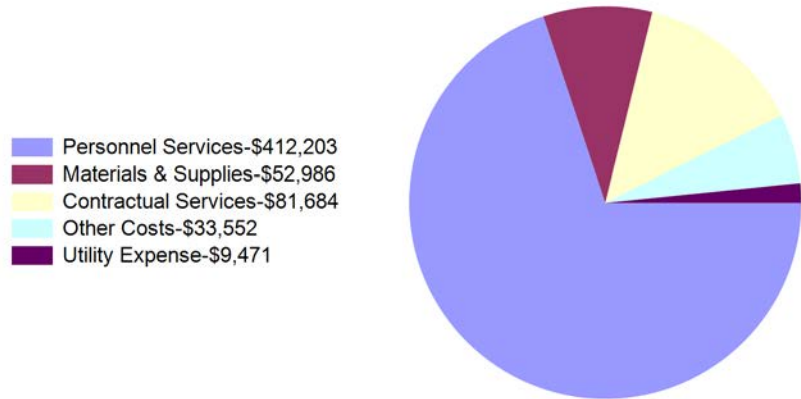
Year To Date Revenues
\$661,622



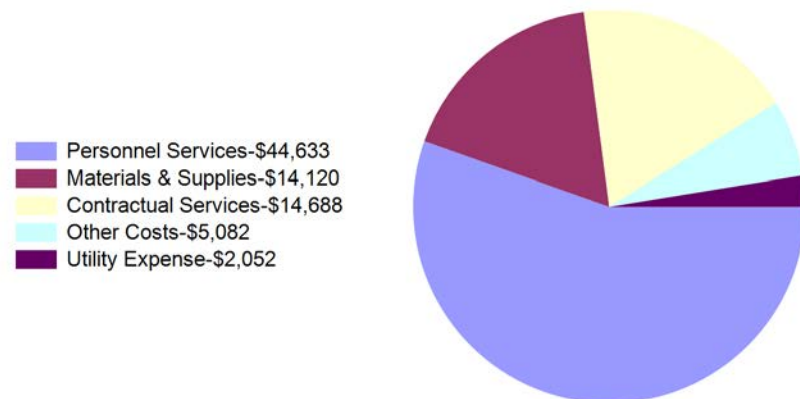
Month To Date Revenues
\$80,576



Year To Date Expenditures
\$589,896



Month To Date Expenditures
\$80,576



City of Casper, Wyoming
Hogadon Fund Statement of Revenues and Expenditures

For Fiscal Year 2023 as of December 31, 2022
 50.00 % OF THE FISCAL YEAR HAS ELAPSED

	<u>Revised Budget</u>	<u>Current Year To Date</u>	<u>Current Year % of Budget</u>
Revenues:			
Goods and Svcs Rev	\$ 609,500	\$ 418,049	68.59%
Misc Revenue	39,000	16,099	41.28%
Other Sources	367,449	-	0.00%
Total Revenues	\$ 1,015,949	\$ 434,148	42.73%

	<u>Revised Budget</u>	<u>Current Year To Date</u>	<u>Current Year % of Budget</u>
Expenditures:			
Personnel Services	\$ 521,326	\$ 228,264	43.79%
Materials & Supplies	246,428	112,970	45.84%
Contractual Services	187,831	77,356	41.18%
Other Costs	72,364	39,742	54.92%
Utility Expense	3,000	851	28.37%
Total Expenditures	\$ 1,030,949	\$ 459,183	44.54%

Net Revenue (Shortfall) \$ (15,000) \$ (25,035) -1.81%

Cost Recovery 94.55 %

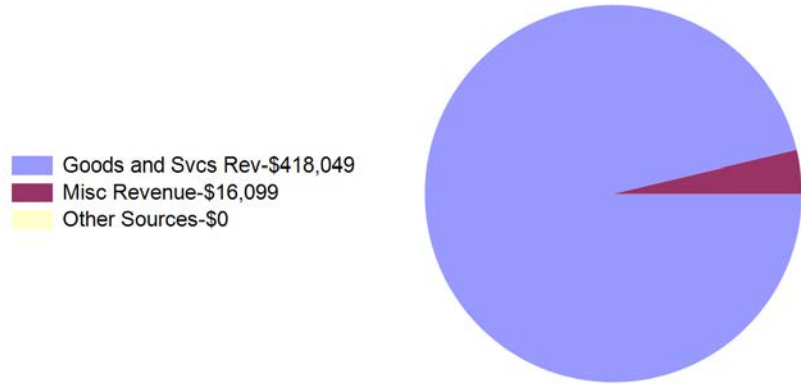
Hogadon Fund Summary of Cash and Investments

Cash	\$ 27,728
Investments	-
	<u>\$ 27,728</u>

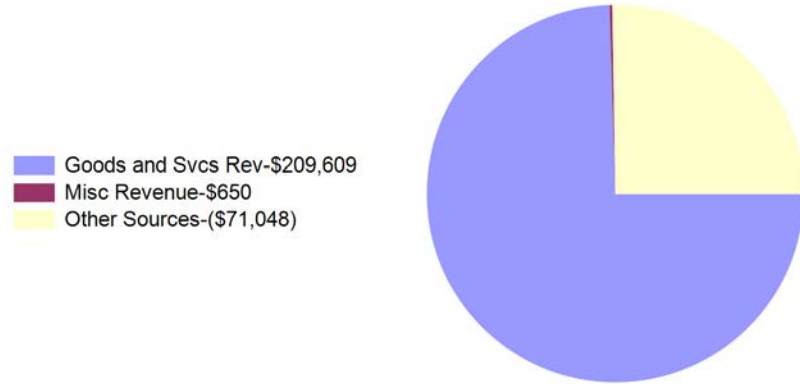
City of Casper, Wyoming Hogadon Fund Summary of Revenues and Expenditures

For Fiscal Year 2023 as of December 31, 2022
50.00 % OF THE FISCAL YEAR HAS ELAPSED

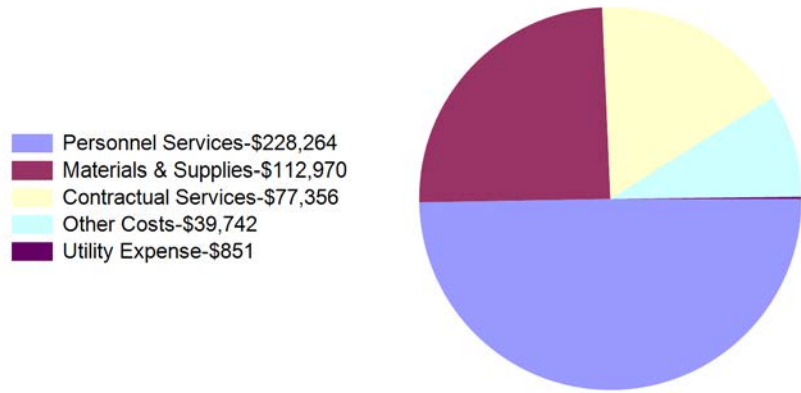
Year To Date Revenues
\$434,148



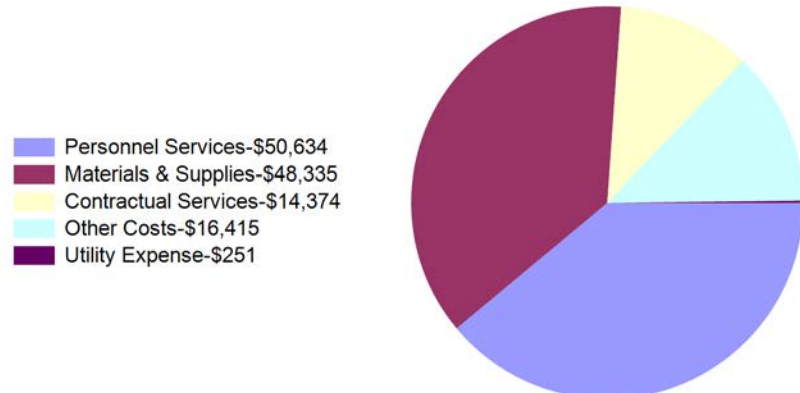
Month To Date Revenues
\$139,211



Year To Date Expenditures
\$459,183



Month To Date Expenditures
\$130,009



City of Casper, Wyoming
Ford Wyoming Center Statement of Revenues and Expenditures

For Fiscal Year 2023 as of December 31, 2022
 50.00 % OF THE FISCAL YEAR HAS ELAPSED

	<u>Revised Budget</u>	<u>Current Year To Date</u>	<u>Current Year % of Budget</u>
Revenues:			
Intergovernmental	\$ 77,165	\$ -	0.00%
Misc Revenue	15,870	7,012	44.18%
Other Sources	976,349	488,175	50.00%
Total Revenues	\$ 1,069,384	\$ 495,186	46.31%

	<u>Revised Budget</u>	<u>Current Year To Date</u>	<u>Current Year % of Budget</u>
Expenditures:			
Materials & Supplies	\$ 9,456	\$ -	0.00%
Contractual Services	979,940	563,365	57.49%
Capital Outlay	62,195	195	0.31%
Other Costs	82,763	41,382	50.00%
Total Expenditures	\$ 1,134,354	\$ 604,942	53.33%
Net Revenue (Shortfall)	\$ (64,970)	\$ (109,756)	-7.02%

Ford Wyoming Center Summary of Cash and Investments

Cash	\$ 821,755
	<u>\$ 821,755</u>

City of Casper, Wyoming

Ford Wyoming Center Summary of Revenues and Expenditures

For Fiscal Year 2023 as of December 31, 2022
50.00 % OF THE FISCAL YEAR HAS ELAPSED

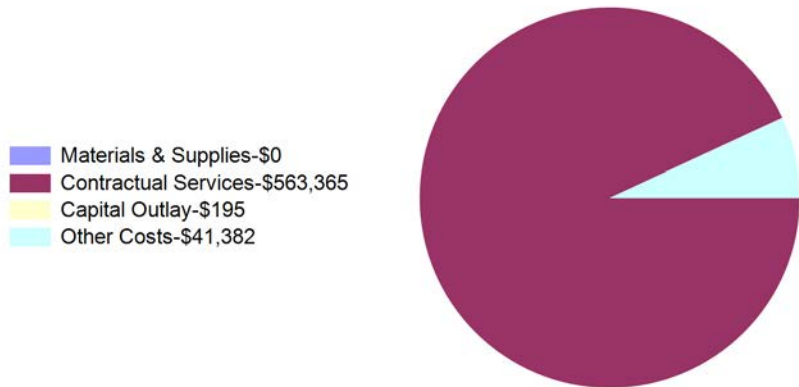
Year To Date Revenues
\$495,186



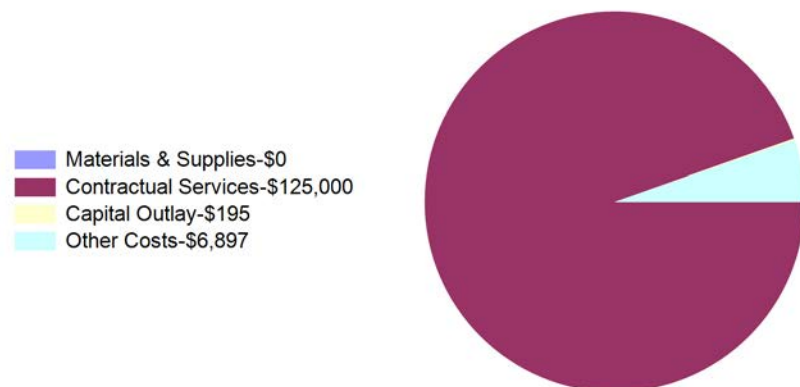
Month To Date Revenues
\$82,687



Year To Date Expenditures
\$604,942



Month To Date Expenditures
\$132,092



City of Casper, Wyoming
Other Enterprise Funds Balance Sheet
For Fiscal Year 2023 as of December 31, 2022
50.00 % OF THE FISCAL YEAR HAS ELAPSED

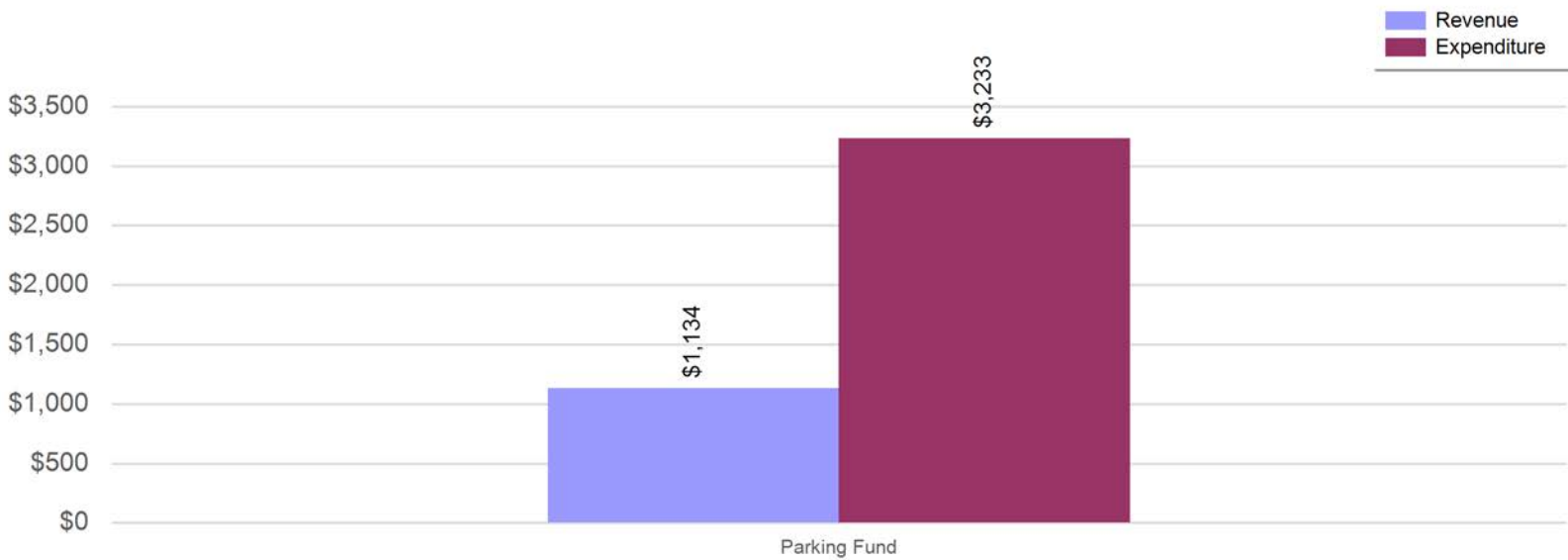
	Parking Fund
ASSETS	
Current Assets	
Cash	\$ 9,033
Investments	135,223
Market Adjustments	-
Accounts Receivable	670
Lease Receivable - Short Term	12,396
Total Current Assets	157,323
Capital Assets	
Land, Buildings & Improvements	2,981,187
Equipment	55,379
Accumulated Depreciation	(2,145,091)
Total Capital Assets	891,474
Non-Current Assets	
Lease Receivable - Long Term	246,031
Total Assets	\$ 1,294,828
LIABILITIES	
Current Liabilities	
Accounts Payable	\$ 18
Total Current Liabilities	18
Total Liabilities	\$ 18
DEFERRED INFLOWS OF RESOURCES	
Total Deferred Inflows Of Resources	\$ 252,202
NET POSITION	
Net Investment in Capital Assets	\$ 1,149,901
Unrestricted	(107,294)
Total Net Position	\$ 1,042,608

City of Casper, Wyoming
Other Enterprise Funds Revenue and Expenditure Comparison
For Fiscal Year 2023 as of December 31, 2022
50.00 % OF THE FISCAL YEAR HAS ELAPSED

Other Enterprise Funds YTD Revenue and Expenditure Comparison



Other Enterprise Funds MTD Revenue and Expenditure Comparison



City of Casper, Wyoming
Parking Lots Statement of Revenues and Expenditures

For Fiscal Year 2023 as of December 31, 2022
 50.00 % OF THE FISCAL YEAR HAS ELASPED

	<u>Revised Budget</u>	<u>Current Year To Date</u>	<u>Current Year % of Budget</u>
Revenues:			
Goods and Svcs Rev	\$ 1,500	\$ 530	35.33%
Misc Revenue	15,477	5,717	36.94%
Total Revenues	\$ 16,977	\$ 6,247	36.80%
Expenditures:			
Contractual Services	\$ 47,924	\$ 18,614	38.84%
Other Costs	2,663	1,331	49.99%
Total Expenditures	\$ 50,587	\$ 19,945	39.43%
Net Revenue (Shortfall)	\$ (33,610)	\$ (13,698)	-2.63%

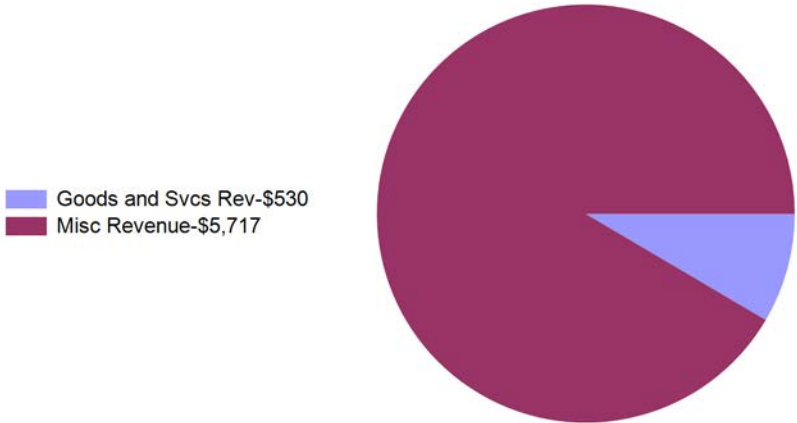
Parking Lots Summary of Cash and Investments

Cash	\$ 9,033
Investments	135,223
	<u>\$ 144,256</u>

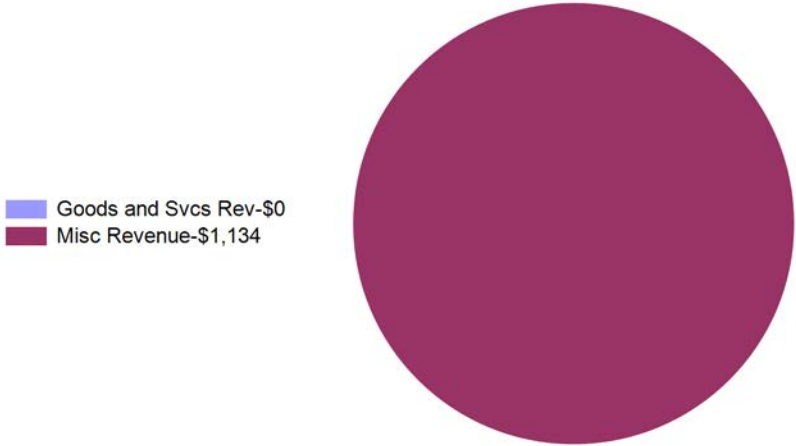
City of Casper, Wyoming Parking Lots Summary of Revenues and Expenditures

For Fiscal Year 2023 as of December 31, 2022
50.00 % OF THE FISCAL YEAR HAS ELAPSED

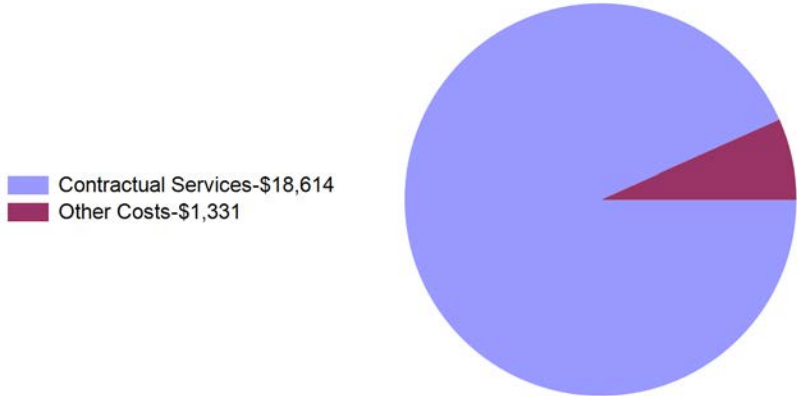
Year To Date Revenues
\$6,247



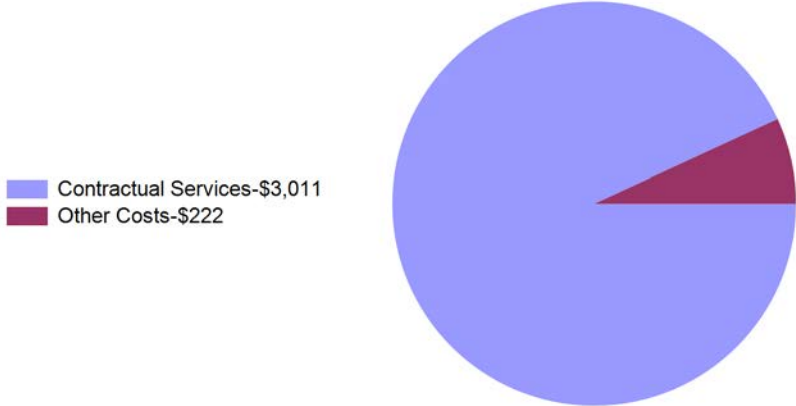
Month To Date Revenues
\$1,134



Year To Date Expenditures
\$19,945



Month To Date Expenditures
\$3,233



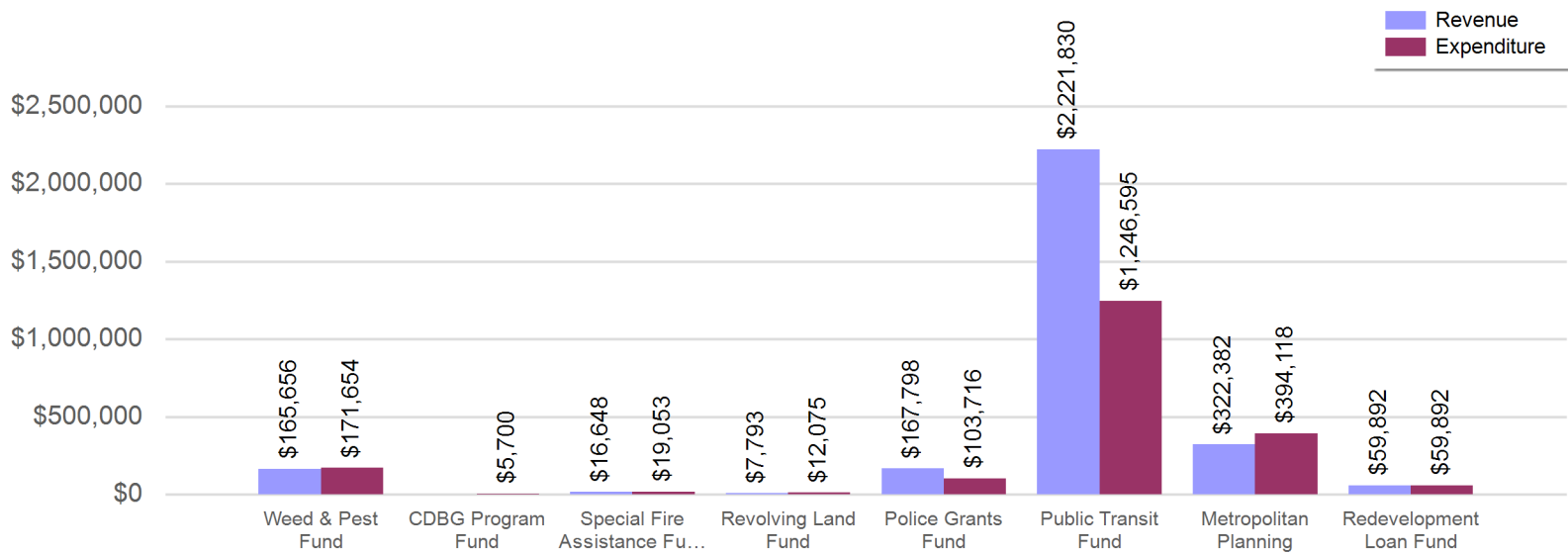
City of Casper, Wyoming
Special Revenue Funds Consolidated Balance Sheet

For Fiscal Year 2023 as of December 31, 2022
50.00 % OF THE FISCAL YEAR HAS ELAPSED

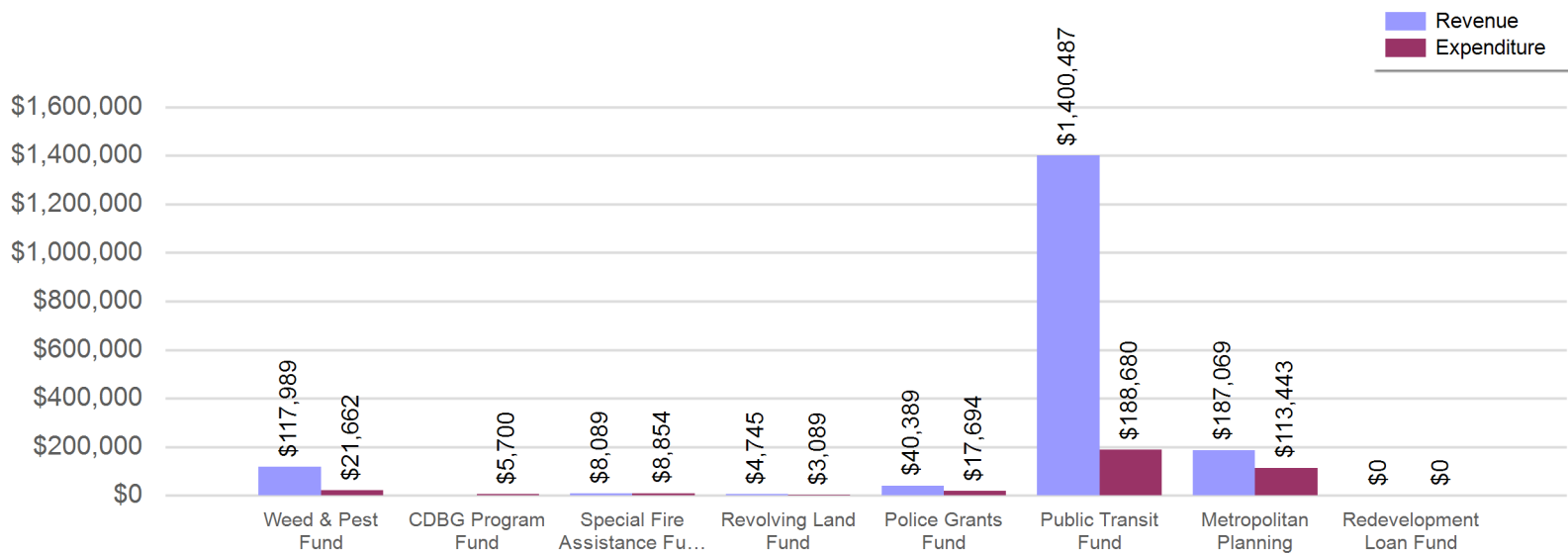
	Weed & Pest Fund	Special Fire Assistance Fund	Revolving Land Fund	Police Grants Fund	Public Transit Fund	Metropolitan Planning	Redevelopment Loan Fund
ASSETS							
Current Assets							
Cash	\$ 263,816	\$ 10,734	\$ 110,374	\$ 53,051	\$ (387,750)	\$ 45,688	\$ 100,937
Investments	785,184		707,594				
Market Adjustments	-		-				
Interest Receivable							4,027
Grants Receivable		8,089		13,538	553,972	263,566	
Loans Receivable							164,000
Accounts Receivable	-	-	3,907	4,999	6,575	-	
Prepaid Expenses						36,833	
Total Current Assets	1,049,000	18,823	821,875	71,588	172,797	346,087	268,964
Total Assets	\$ 1,049,000	\$ 18,823	\$ 821,875	\$ 71,588	\$ 172,797	\$ 346,087	\$ 268,964
LIABILITIES							
Current Liabilities							
Accounts Payable	\$ 5,830	\$ -	\$ 3,089	\$ 8,557	\$ 99,167	\$ 104,744	\$ -
Accrued Wages and Benefits Payable	8,812			2,636	48,030	10,567	
Interest Payable							4,027
Deferred Revenue					-		
Total Current Liabilities	14,642	-	3,089	11,193	147,196	115,311	4,027
Total Liabilities	\$ 14,642	\$ -	\$ 3,089	\$ 11,193	\$ 147,196	\$ 115,311	\$ 4,027
NET POSITION							
Unrestricted	\$ 1,034,358	\$ 18,823	\$ 818,786	\$ 60,395	\$ 25,600	\$ 230,776	\$ 264,937
Total Net Position	\$ 1,034,358	\$ 18,823	\$ 818,786	\$ 60,395	\$ 25,600	\$ 230,776	\$ 264,937

City of Casper, Wyoming
Special Revenue Funds Funds Revenue and Expenditure Comparison
 For Fiscal Year 2023 as of December 31, 2022
 50.00 % OF THE FISCAL YEAR HAS ELAPSED

Special Revenue Funds YTD Revenue and Expenditure Comparison



Special Revenue Funds MTD Revenue and Expenditure Comparison



City of Casper, Wyoming
Weed & Pest Fund Statement of Revenues and Expenditures
For Fiscal Year 2023 as of December 31, 2022
50.00 % OF THE FISCAL YEAR HAS ELAPSED

	<u>Revised Budget</u>	<u>Current Year To Date</u>	<u>Current Year % of Budget</u>
Revenues:			
Local Taxes	\$ 800,000	\$ 151,276	18.91%
Misc Revenue	2,897	14,380	496.37%
Total Revenues	\$ 802,897	\$ 165,656	20.63%

	<u>Revised Budget</u>	<u>Current Year To Date</u>	<u>Current Year % of Budget</u>
Expenditures:			
Personnel Services	\$ 303,560	\$ 119,403	39.33%
Materials & Supplies	87,616	13,967	15.94%
Contractual Services	112,886	30,938	27.41%
Capital Outlay	207,000	152	0.07%
Other Costs	14,253	4,907	34.42%
Utility Expense	300	2,287	762.44%
Total Expenditures	\$ 725,615	\$ 171,654	23.66%

Net Revenue (Shortfall) \$ 77,282 \$ (5,999) **-3.02%**

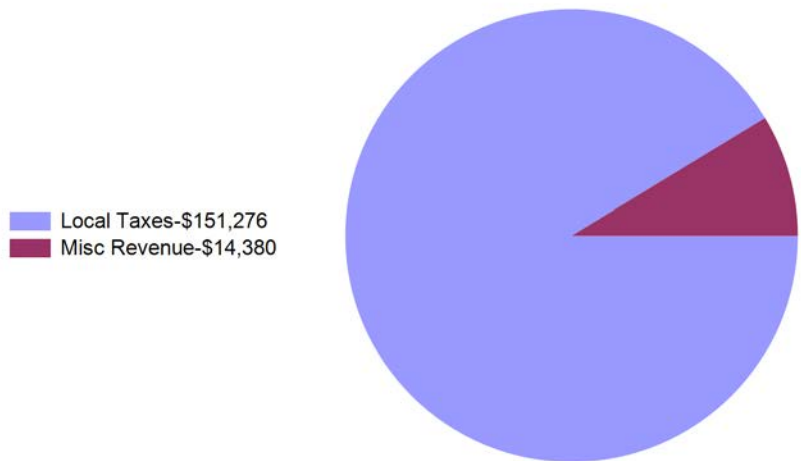
Weed & Pest Fund Summary of Cash and Investments

Cash	\$ 263,816
Investments	785,184
	<u>\$ 1,049,000</u>

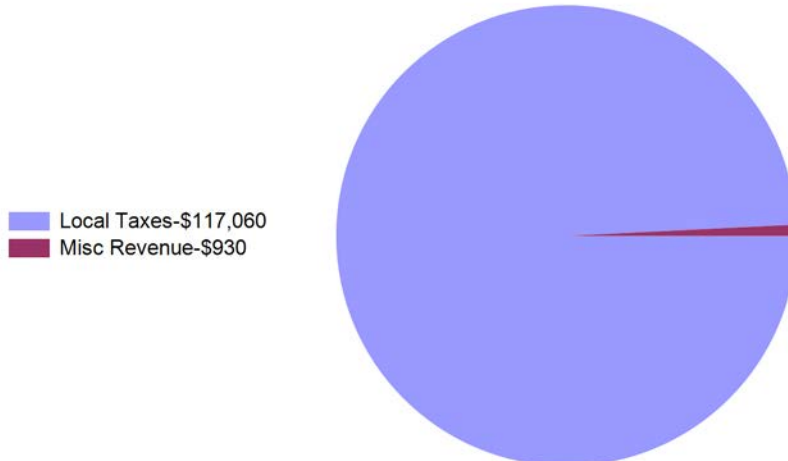
City of Casper, Wyoming Weed & Pest Fund Summary of Revenues and Expenditures

For Fiscal Year 2023 as of December 31, 2022
50.00 % OF THE FISCAL YEAR HAS ELAPSED

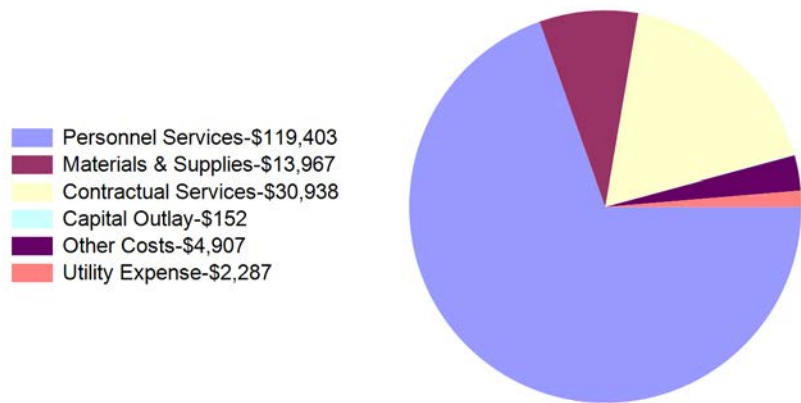
Year To Date Revenues
\$165,656



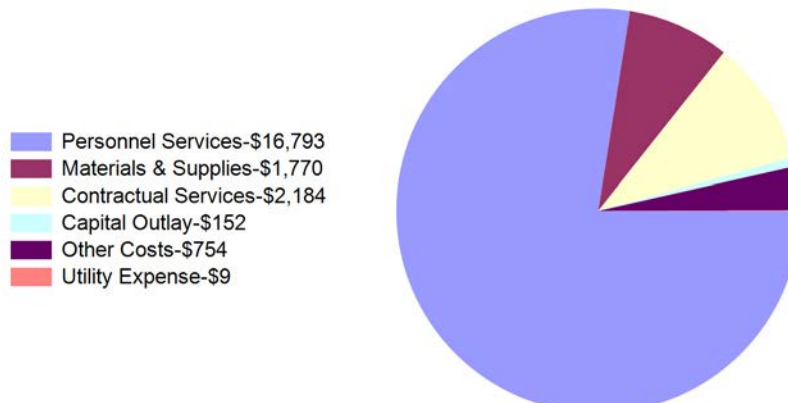
Month To Date Revenues
\$117,989



Year To Date Expenditures
\$171,654



Month To Date Expenditures
\$21,662



City of Casper, Wyoming
Special Fire Assistance Fund Statement of Revenues and Expenditures
For Fiscal Year 2023 as of December 31, 2022
50.00 % OF THE FISCAL YEAR HAS ELAPSED

	<u>Revised Budget</u>	<u>Current Year To Date</u>	<u>Current Year % of Budget</u>
Revenues:			
Intergovernmental	\$ 351,087	\$ 16,648	4.74%
Misc Revenue	109,985	-	0.00%
Total Revenues	\$ 461,072	\$ 16,648	3.61%

	<u>Revised Budget</u>	<u>Current Year To Date</u>	<u>Current Year % of Budget</u>
Expenditures:			
Personnel Services	\$ 59,985	\$ -	0.00%
Materials & Supplies	200,162	19,053	9.52%
Capital Outlay	200,926	-	0.00%
Total Expenditures	\$ 461,073	\$ 19,053	4.13%
Net Revenue (Shortfall)	\$ (1)	\$ (2,405)	-0.52%

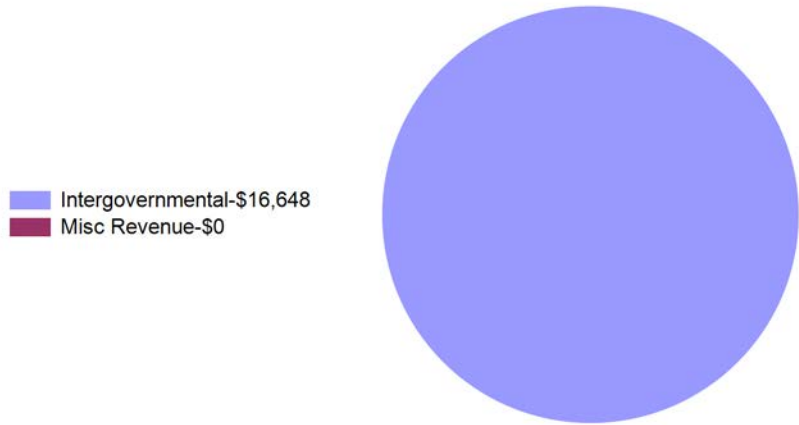
Special Fire Assistance Fund Summary of Cash and Investments

Cash	\$ 10,734
Investments	-
	<u>\$ 10,734</u>

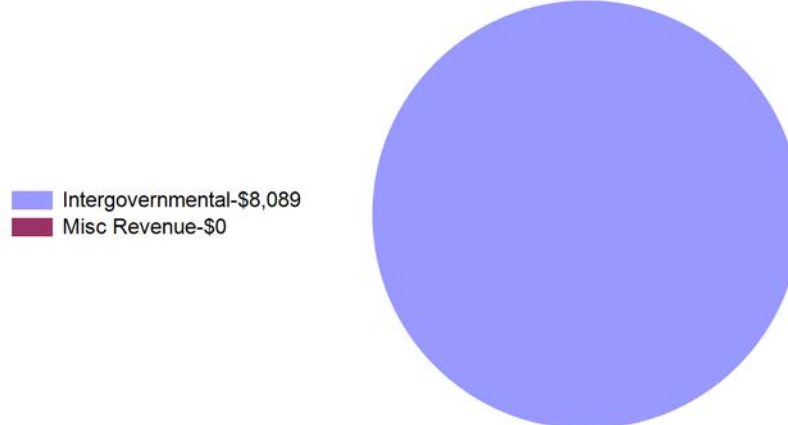
City of Casper, Wyoming Special Fire Assistance Fund Summary of Revenues and Expenditures

For Fiscal Year 2023 as of December 31, 2022
50.00 % OF THE FISCAL YEAR HAS ELAPSED

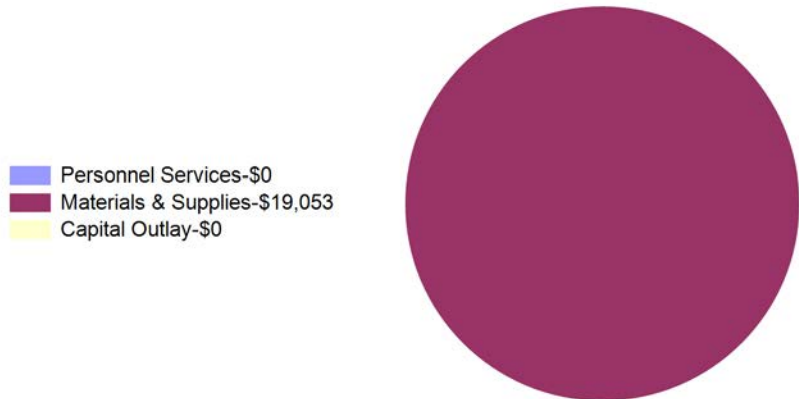
Year To Date Revenues
\$16,648



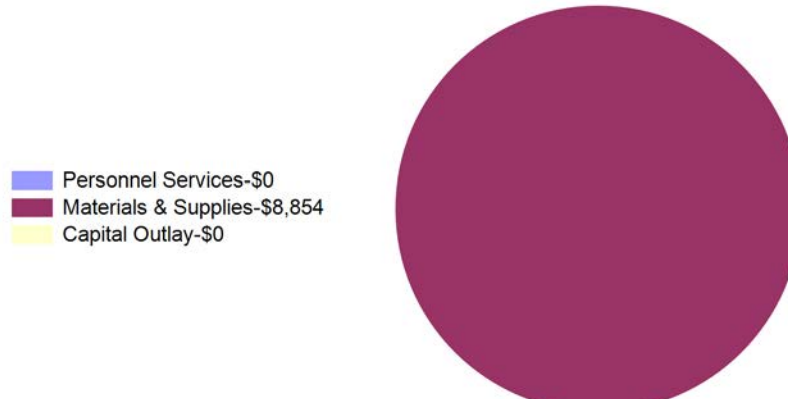
Month To Date Revenues
\$8,089



Year To Date Expenditures
\$19,053



Month To Date Expenditures
\$8,854



City of Casper, Wyoming
Revolving Land Fund Statement of Revenues and Expenditures

For Fiscal Year 2023 as of December 31, 2022
 50.00 % OF THE FISCAL YEAR HAS ELAPSED

	Revised Budget	Current Year To Date	Current Year % of Budget
Revenues:			
Misc Revenue	\$ 5,849	\$ 7,793	133.24%
Other Sources	1,725,000	-	0.00%
Total Revenues	\$ 1,730,849	\$ 7,793	0.45%

	Revised Budget	Current Year To Date	Current Year % of Budget
Expenditures:			
Contractual Services	\$ 45,295	\$ 12,075	26.66%
Capital Outlay	645,000	-	0.00%
Total Expenditures	\$ 690,295	\$ 12,075	1.75%
Net Revenue (Shortfall)	\$ 1,040,554	\$ (4,281)	-1.30%

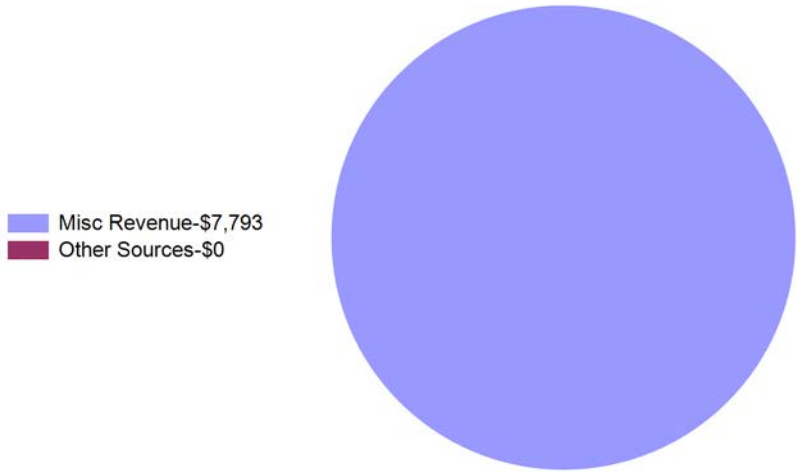
Revolving Land Fund Summary of Cash and Investments

Cash	\$ 110,374
Investments	707,594
	\$ 817,968

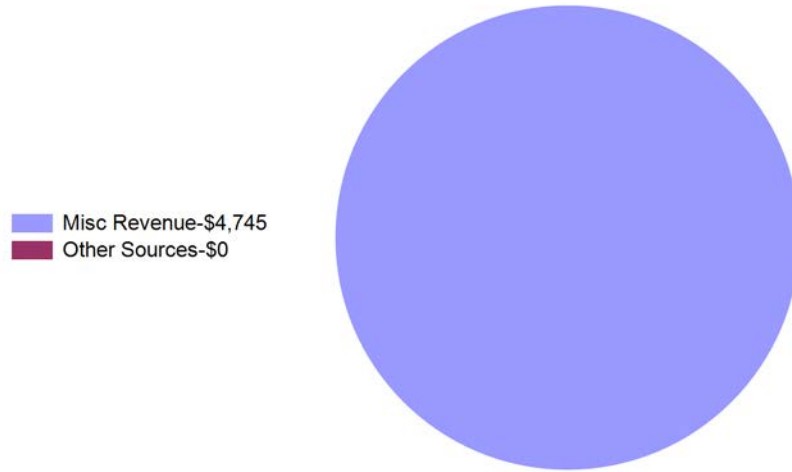
City of Casper, Wyoming Revolving Land Fund Summary of Revenues and Expenditures

For Fiscal Year 2023 as of December 31, 2022
50.00 % OF THE FISCAL YEAR HAS ELAPSED

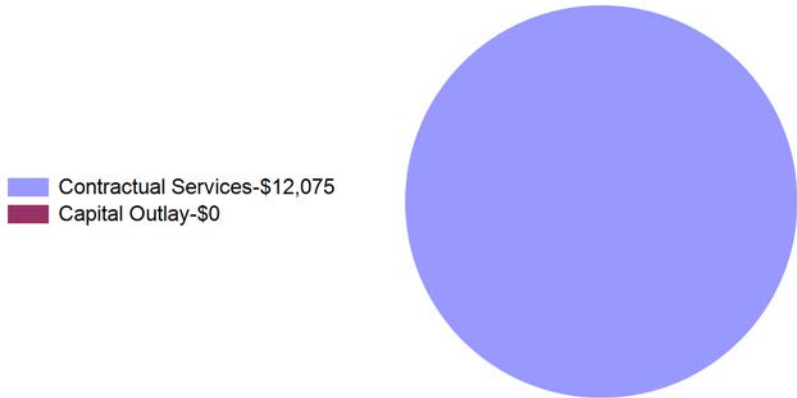
Year To Date Revenues
\$7,793



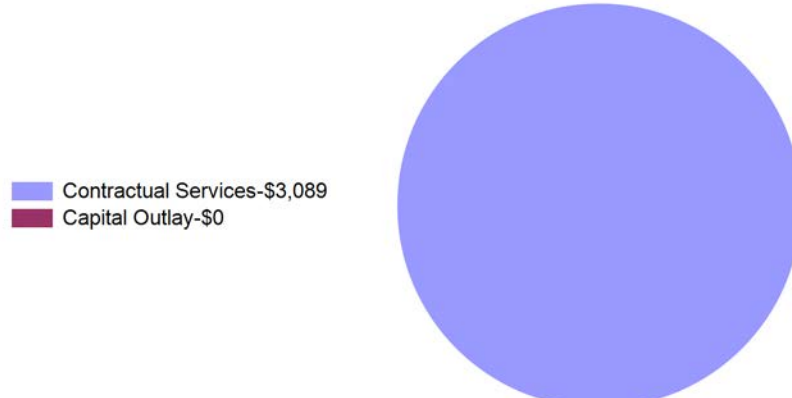
Month To Date Revenues
\$4,745



Year To Date Expenditures
\$12,075



Month To Date Expenditures
\$3,089



City of Casper, Wyoming
Police Grants Fund Statement of Revenues and Expenditures
For Fiscal Year 2023 as of December 31, 2022
50.00 % OF THE FISCAL YEAR HAS ELAPSED

	Revised Budget	Current Year To Date	Current Year % of Budget
Revenues:			
Intergovernmental	\$ 207,416	\$ 96,016	46.29%
Misc Revenue	-	67,709	
Other Sources	15,093	4,073	26.99%
Total Revenues	\$ 222,509	\$ 167,798	75.41%
	Revised Budget	Current Year To Date	Current Year % of Budget
Expenditures:			
Personnel Services	\$ 177,209	\$ 52,180	29.45%
Materials & Supplies	6,700	10,523	157.06%
Contractual Services	37,000	40,264	108.82%
Capital Outlay	-	749	
Other Costs	1,600	-	0.00%
Total Expenditures	\$ 222,509	\$ 103,716	46.61%
Net Revenue (Shortfall)	\$ -	\$ 64,082	28.80%

Police Grants Fund Summary of Cash and Investments

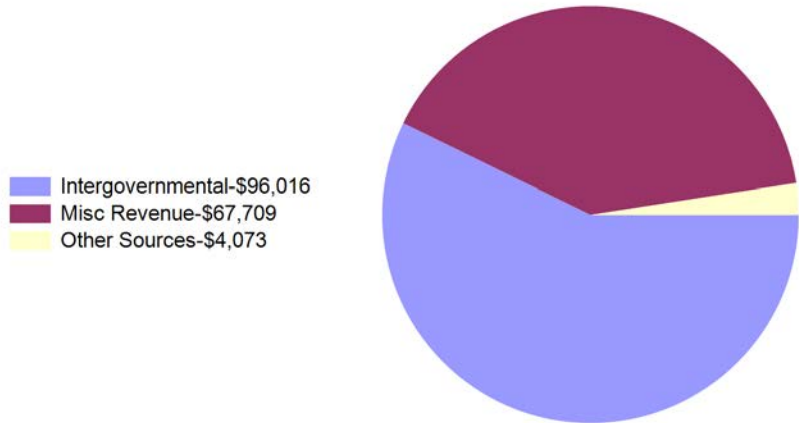
Cash	\$ 53,051
Investments	-
	\$ 53,051

City of Casper, Wyoming

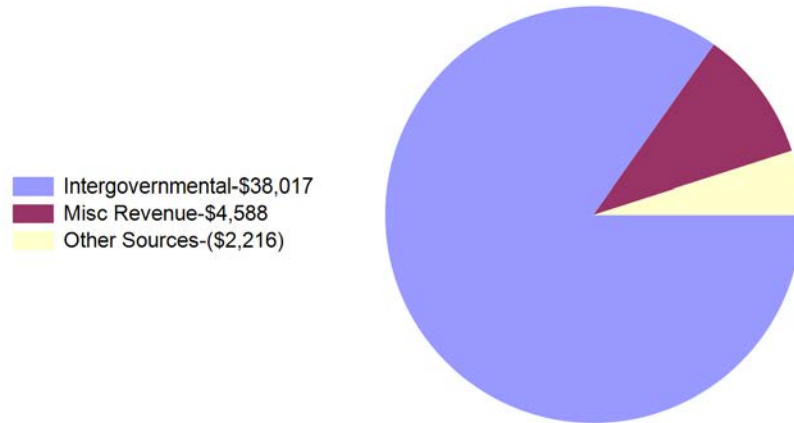
Police Grants Fund Summary of Revenues and Expenditures

For Fiscal Year 2023 as of December 31, 2022
50.00 % OF THE FISCAL YEAR HAS ELAPSED

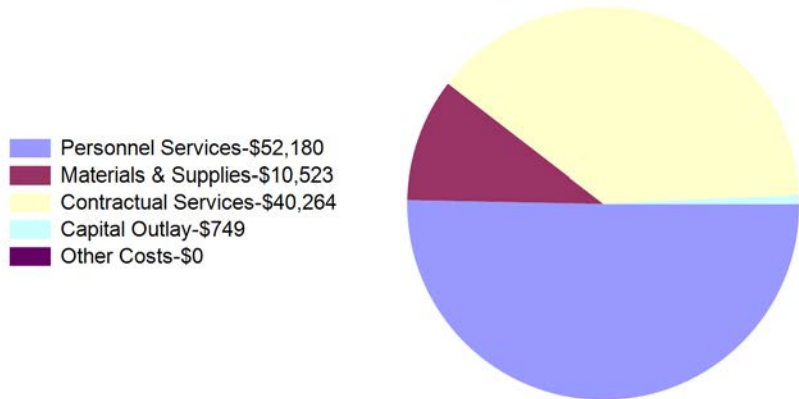
Year To Date Revenues
\$167,798



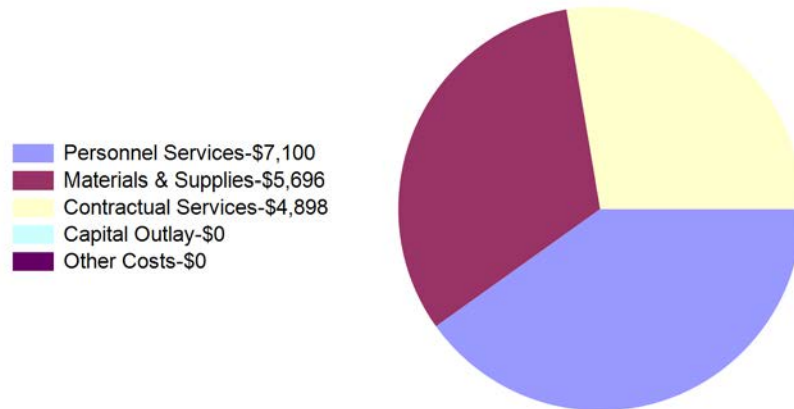
Month To Date Revenues
\$40,389



Year To Date Expenditures
\$103,716



Month To Date Expenditures
\$17,694



City of Casper, Wyoming
Public Transit Fund Statement of Revenues and Expenditures

For Fiscal Year 2023 as of December 31, 2022
 50.00 % OF THE FISCAL YEAR HAS ELAPSED

	<u>Revised Budget</u>	<u>Current Year To Date</u>	<u>Current Year % of Budget</u>
Revenues:			
Intergovernmental	\$ 3,586,542	\$ 991,423	27.64%
Goods and Svcs Rev	90,000	55,311	61.46%
Misc Revenue	150,852	23,744	15.74%
Other Sources	458,485	1,151,352	251.12%
Total Revenues	\$ 4,285,879	\$ 2,221,830	51.84%

	<u>Revised Budget</u>	<u>Current Year To Date</u>	<u>Current Year % of Budget</u>
Expenditures:			
Personnel Services	\$ 1,828,159	\$ 849,292	46.46%
Materials & Supplies	234,700	112,812	48.07%
Contractual Services	314,780	125,493	39.87%
Capital Outlay	1,855,899	148,813	8.02%
Other Costs	152,303	6,090	4.00%
Utility Expense	17,600	4,094	23.26%
Total Expenditures	\$ 4,403,441	\$ 1,246,595	28.31%

Net Revenue (Shortfall)	\$ (117,562)	\$ 975,236	23.53%
--------------------------------	---------------------	-------------------	---------------

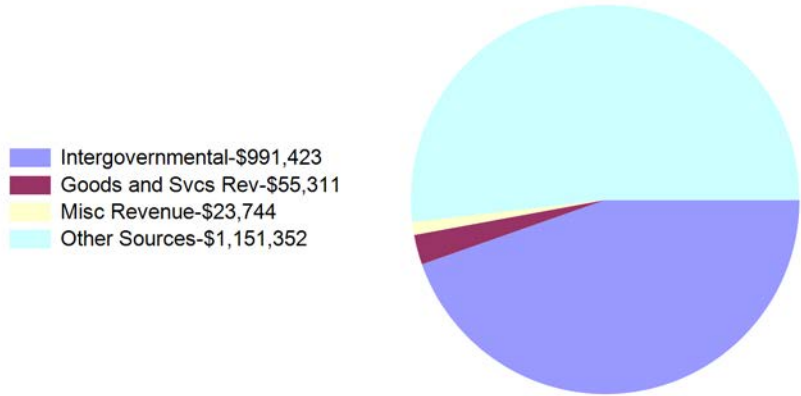
Public Transit Fund Summary of Cash and Investments

Cash	\$ (387,750)
Investments	-
	<u>\$ (387,750)</u>


City of Casper, Wyoming Public Transit Fund Summary of Revenues and Expenditures

For Fiscal Year 2023 as of December 31, 2022
50.00 % OF THE FISCAL YEAR HAS ELAPSED

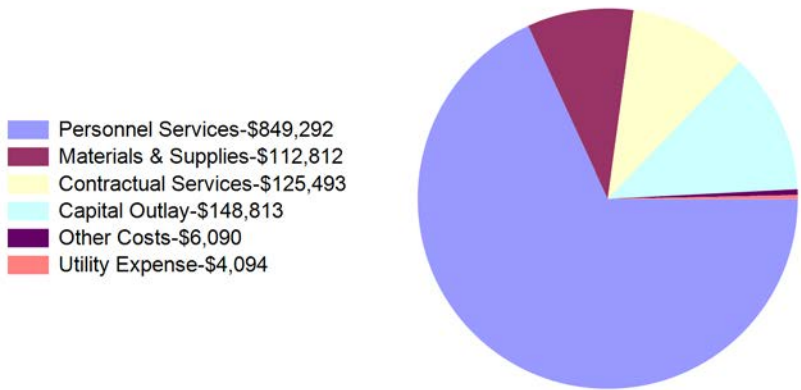
Year To Date Revenues
\$2,221,830



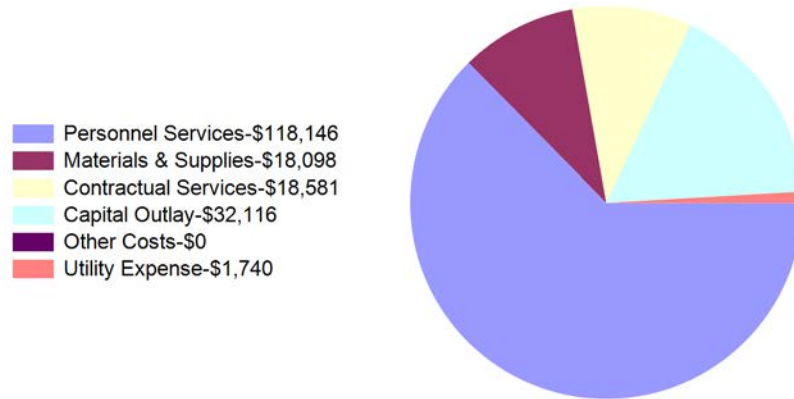
Month To Date Revenues
\$1,400,487



Year To Date Expenditures
\$1,246,595



Month To Date Expenditures
\$188,680



City of Casper, Wyoming
Metropolitan Planning Fund Statement of Revenues and Expenditures
For Fiscal Year 2023 as of December 31, 2022
50.00 % OF THE FISCAL YEAR HAS ELASPED

	<u>Revised Budget</u>	<u>Current Year To Date</u>	<u>Current Year % of Budget</u>
Revenues:			
Intergovernmental	\$ 1,457,634	\$ 288,540	19.80%
Misc Revenue	24,642	-	0.00%
Other Sources	67,684	33,842	50.00%
Total Revenues	\$ 1,549,960	\$ 322,382	20.80%

	<u>Revised Budget</u>	<u>Current Year To Date</u>	<u>Current Year % of Budget</u>
Expenditures:			
Personnel Services	\$ 370,017	\$ 142,878	38.61%
Materials & Supplies	8,000	1,065	13.31%
Contractual Services	2,000	602	30.10%
Capital Outlay	1,167,741	242,931	20.80%
Other Costs	13,910	6,643	47.76%
Total Expenditures	\$ 1,561,668	\$ 394,118	25.24%
Net Revenue (Shortfall)	\$ (11,708)	\$ (71,737)	-4.44%

Metropolitan Planning Fund Summary of Cash and Investments

Cash	\$ 45,688
Investments	-
	<u>\$ 45,688</u>

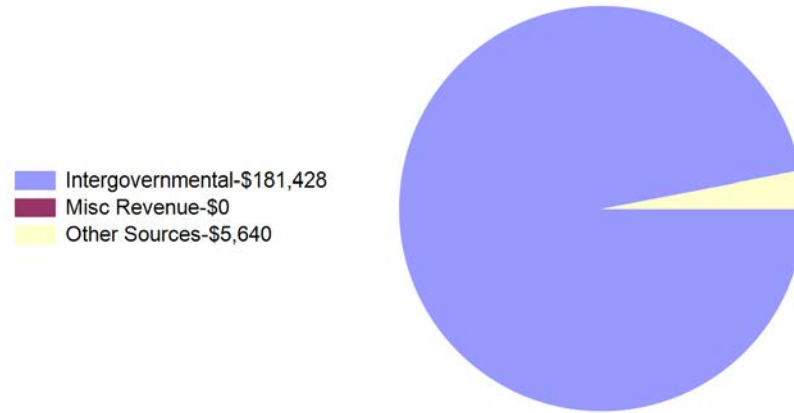
City of Casper, Wyoming Metropolitan Planning Fund Summary of Revenues and Expenditures

For Fiscal Year 2023 as of December 31, 2022
50.00 % OF THE FISCAL YEAR HAS ELAPSED

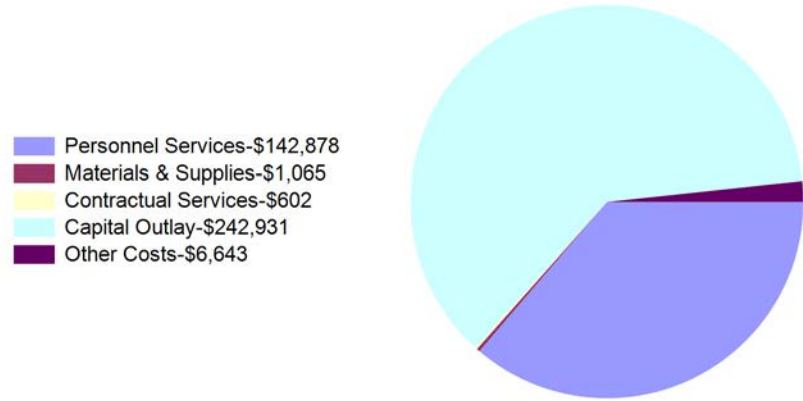
Year To Date Revenues
\$322,382



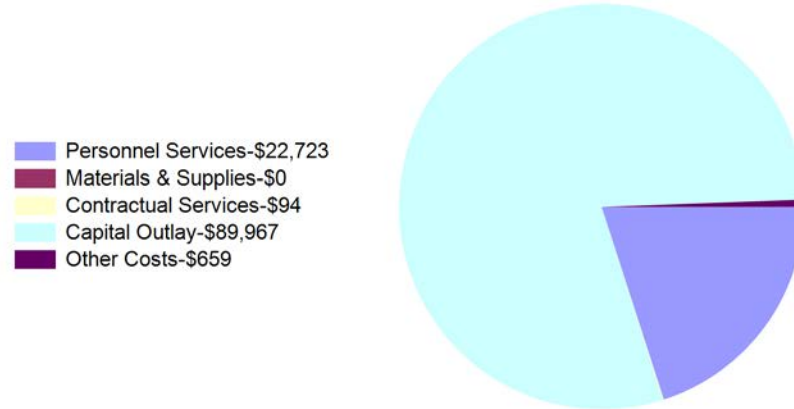
Month To Date Revenues
\$187,069



Year To Date Expenditures
\$394,118



Month To Date Expenditures
\$113,443



City of Casper, Wyoming
Redevelopment Loan Fund Statement of Revenues and Expenditures
For Fiscal Year 2023 as of December 31, 2022
50.00 % OF THE FISCAL YEAR HAS ELAPSED

	<u>Revised Budget</u>	<u>Current Year To Date</u>	<u>Current Year % of Budget</u>
Revenues:			
Other Sources	\$ 63,157	\$ 59,892	94.83%
Total Revenues	\$ 63,157	\$ 59,892	94.83%
	<u>Revised Budget</u>	<u>Current Year To Date</u>	<u>Current Year % of Budget</u>
Expenditures:			
Debt Service	\$ 63,157	\$ 59,892	94.83%
Total Expenditures	\$ 63,157	\$ 59,892	94.83%
Net Revenue (Shortfall)	\$ -	\$ -	0.00%

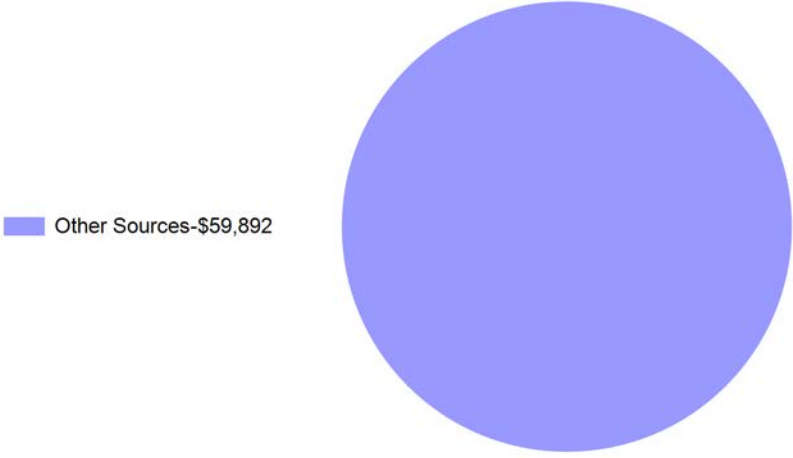
Redevelopment Loan Fund Summary of Cash and Investments

Cash	\$ 100,937
Investments	-
	<u>\$ 100,937</u>

City of Casper, Wyoming Redevelopment Loan Fund Summary of Revenues and Expenditures

For Fiscal Year 2023 as of December 31, 2022
50.00 % OF THE FISCAL YEAR HAS ELAPSED

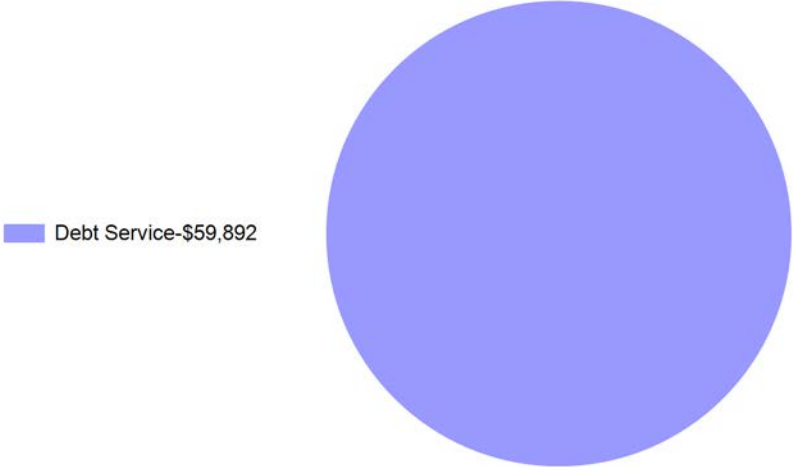
Year To Date Revenues
\$59,892



Month To Date Revenues
\$0



Year To Date Expenditures
\$59,892



Month To Date Expenditures
\$0



City of Casper, Wyoming
Debt Service Funds Balance Sheet
For Fiscal Year 2023 as of December 31, 2022
50.00 % OF THE FISCAL YEAR HAS ELAPSED

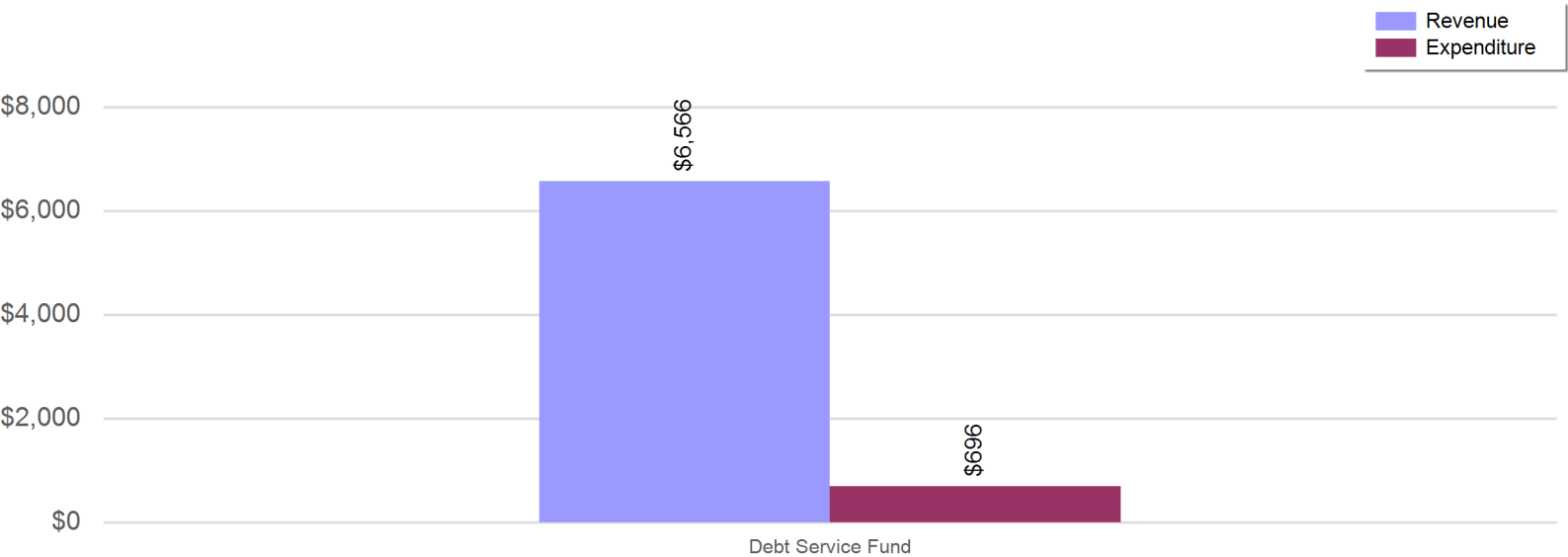
	Debt Service Fund
ASSETS	
Current Assets	
Cash	\$ 225,089
Investments	5,545,779
Market Adjustments	-
Interest Receivable	11,058
Loans Receivable	114,196
Accounts Receivable	(23,665)
Total Current Assets	5,872,456
Total Assets	\$ 5,872,456
LIABILITIES	
Current Liabilities	
Accounts Payable	\$ 696
Deferred Revenue	116,164
Total Current Liabilities	116,860
Total Liabilities	\$ 116,860
NET POSITION	
Unrestricted	\$ 5,755,596
Total Net Position	\$ 5,755,596

City of Casper, Wyoming
Debt Service Funds Revenue and Expenditure Comparison
For Fiscal Year 2023 as of December 31, 2022
50.00 % OF THE FISCAL YEAR HAS ELAPSED

Debt Service Funds YTD Revenue and Expenditure Comparison



Debt Service Funds MTD Revenue and Expenditure Comparison



City of Casper, Wyoming
Local Assessment District Fund Statement of Revenues and Expenditures

For Fiscal Year 2023 as of December 31, 2022
 50.00 % OF THE FISCAL YEAR HAS ELAPSED

	<u>Revised Budget</u>	<u>Current Year To Date</u>	<u>Current Year % of Budget</u>
Revenues:			
Misc Revenue	\$ 108,788	\$ 36,321	33.39%
Other Sources	4,956,472	4,956,472	100.00%
Total Revenues	\$ 5,065,260	\$ 4,992,793	98.57%

	<u>Revised Budget</u>	<u>Current Year To Date</u>	<u>Current Year % of Budget</u>
Expenditures:			
Contractual Services	\$ 6,538	\$ 1,046	16.00%
Debt Service	364,706	-	0.00%
Transfers Out	118,374	-	0.00%
Total Expenditures	\$ 489,618	\$ 1,046	0.21%
Net Revenue (Shortfall)	\$ 4,575,642	\$ 4,991,747	98.36%

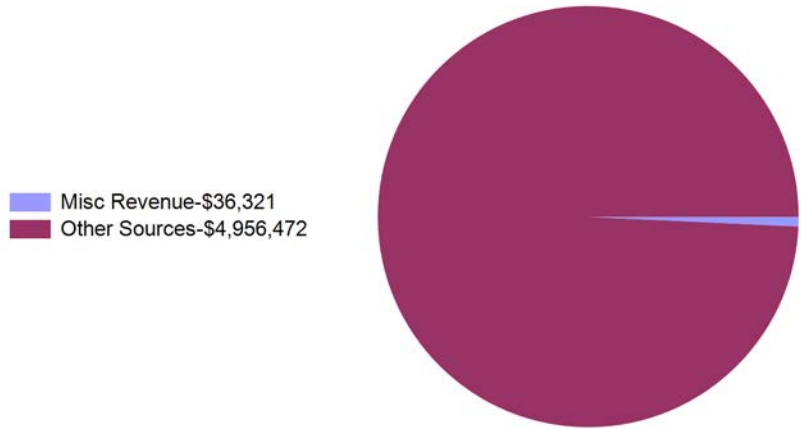
Local Assessment District Fund Summary of Cash and Investments

Cash	\$ 225,089
Investments	5,545,779
	<u>\$ 5,770,867</u>

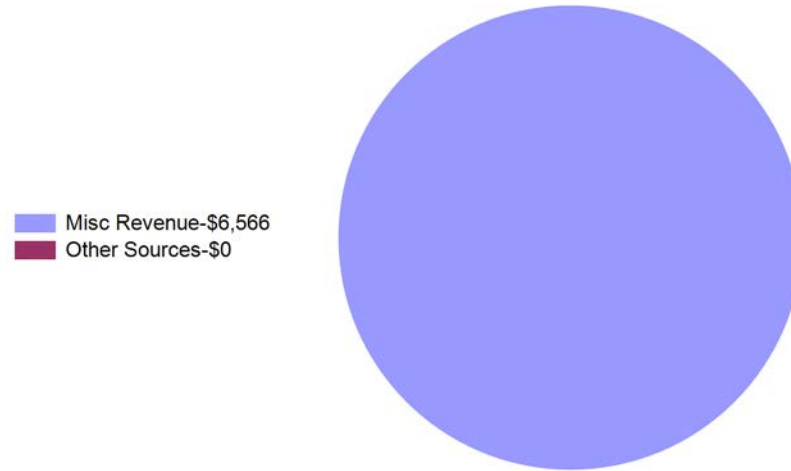
City of Casper, Wyoming Local Assessment District Fund Summary of Revenues and Expenditures

For Fiscal Year 2023 as of December 31, 2022
50.00 % OF THE FISCAL YEAR HAS ELAPSED

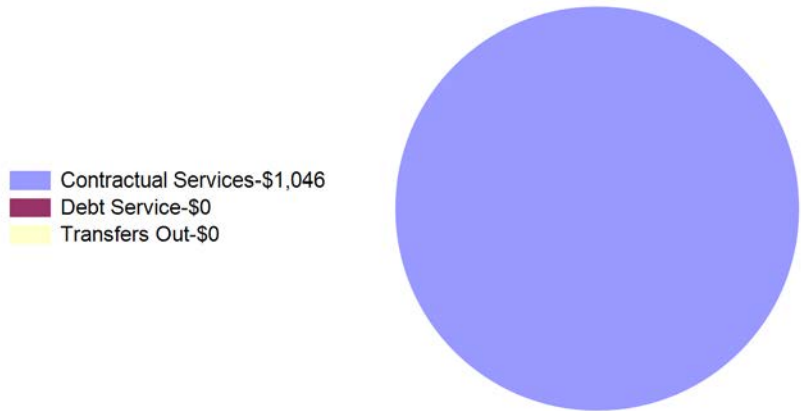
Year To Date Revenues
\$4,992,793



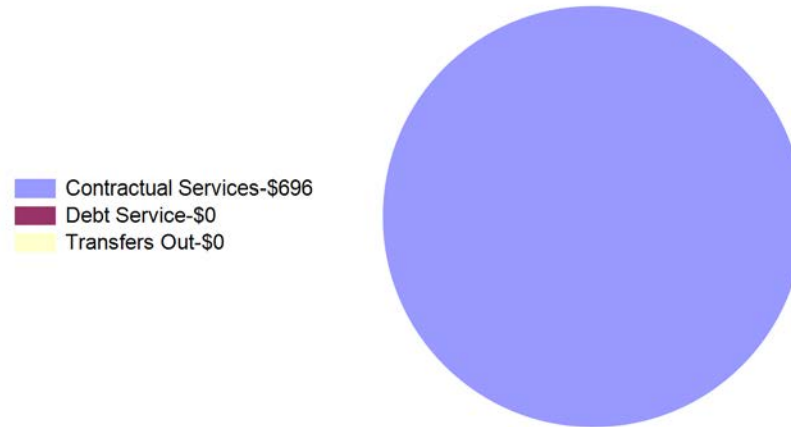
Month To Date Revenues
\$6,566



Year To Date Expenditures
\$1,046



Month To Date Expenditures
\$696



City of Casper, Wyoming
Internal Service Funds Consolidated Balance Sheet

For Fiscal Year 2023 as of December 31, 2022
50.00 % OF THE FISCAL YEAR HAS ELAPSED

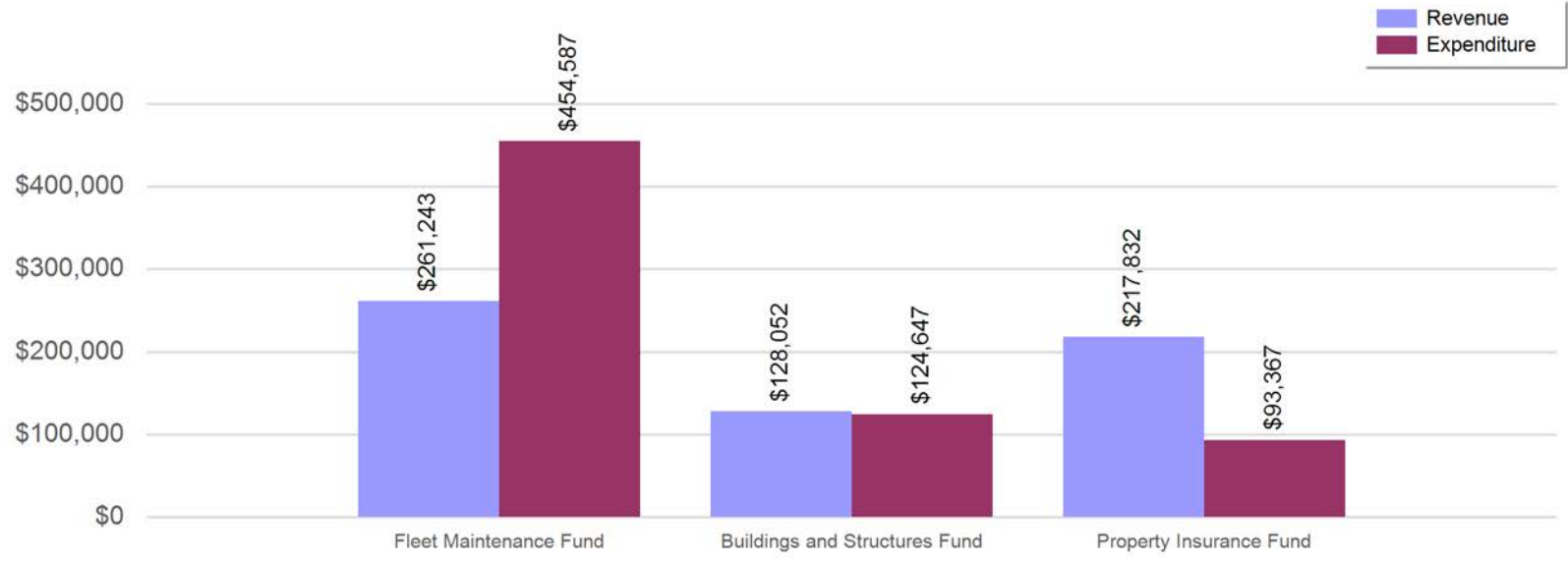
	Fleet Maintenance Fund	Buildings and Structures Fund	Property Insurance Fund
ASSETS			
Current Assets			
Cash	\$ 437,186	\$ 583,314	\$ (438,187)
Inventory	154,678		
Accounts Receivable	36,803	23,703	27,361
Prepaid Expenses			-
Total Current Assets	628,668	607,016	(410,825)
Capital Assets			
Equipment	589,674	199,618	
Accumulated Depreciation	(586,975)	(191,367)	
Total Capital Assets	2,699	8,251	
Total Assets	\$ 631,366	\$ 615,268	\$ (410,825)
DEFERRED OUTFLOWS OF RESOURCES			
Total Deferred Outflows Of Resources	\$ 115,632	\$ 79,347	\$ 43,063
LIABILITIES			
Current Liabilities			
Accounts Payable	\$ 474,395	\$ 55,925	\$ 11,242
Accrued Wages and Benefits Payable	26,703	18,748	9,993
Total Current Liabilities	501,098	74,673	21,235
Non-Current Liabilities			
Accrued Comp ABS	39,163	30,809	9,492
Net Pension Liability	443,722	304,485	165,248
Net OPEB Liability	-	-	-
Total Non-Current Liabilities	482,885	335,295	174,740
Total Liabilities	\$ 983,983	\$ 409,968	\$ 195,975
DEFERRED INFLOWS OF RESOURCES			
Total Deferred Inflows Of Resources	\$ 339,770	\$ 233,153	\$ 126,535
NET POSITION			
Net Investment in Capital Assets	\$ 2,699	\$ 8,251	\$
Unrestricted	(579,454)	43,243	(690,272)
Total Net Position	\$ (576,755)	\$ 51,495	\$ (690,272)

City of Casper, Wyoming
Internal Service Funds Revenue and Expenditure Comparison
 For Fiscal Year 2023 as of December 31, 2022
 50.00 % OF THE FISCAL YEAR HAS ELAPSED

Internal Service Funds YTD Revenue and Expenditure Comparison



Internal Service Funds MTD Revenue and Expenditure Comparison



City of Casper, Wyoming
Fleet Maintenance Fund Statement of Revenues and Expenditures

For Fiscal Year 2023 as of December 31, 2022
 50.00 % OF THE FISCAL YEAR HAS ELAPSED

	Revised Budget	Current Year To Date	Current Year % of Budget
Revenues:			
Goods and Svcs Rev	\$ 2,445,927	\$ 1,455,424	59.50%
Misc Revenue	972,000	519,623	53.46%
Total Revenues	\$ 3,417,927	\$ 1,975,047	57.78%

	Revised Budget	Current Year To Date	Current Year % of Budget
Expenditures:			
Personnel Services	\$ 969,340	\$ 452,760	46.71%
Materials & Supplies	1,825,001	1,260,676	69.08%
Contractual Services	570,811	342,085	59.93%
Other Costs	31,475	16,438	52.22%
Utility Expense	21,300	15,684	73.63%
Total Expenditures	\$ 3,417,927	\$ 2,087,642	61.08%
Net Revenue (Shortfall)	\$ -	\$ (112,595)	-3.29%

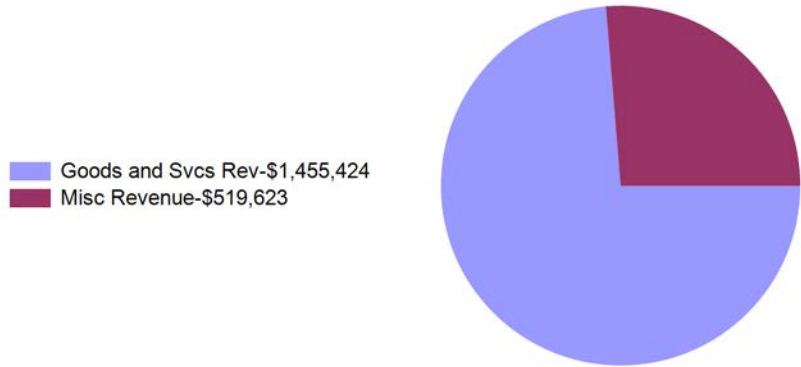
Fleet Maintenance Fund Summary of Cash and Investments

Cash	\$ 437,186
Investments	-
	\$ 437,186

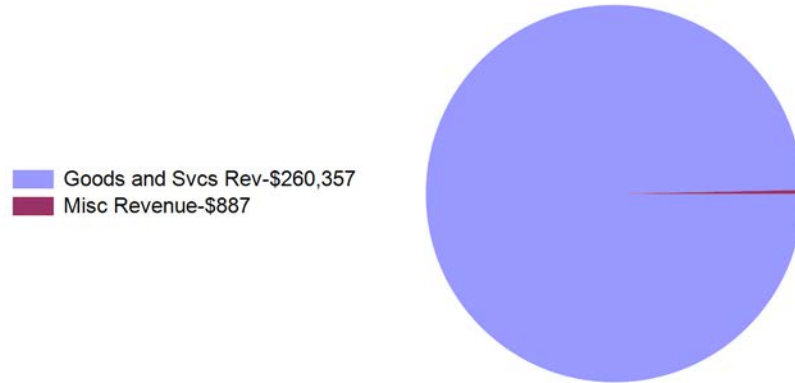
City of Casper, Wyoming Fleet Maintenance Fund Summary of Revenues and Expenditures

For Fiscal Year 2023 as of December 31, 2022
50.00 % OF THE FISCAL YEAR HAS ELAPSED

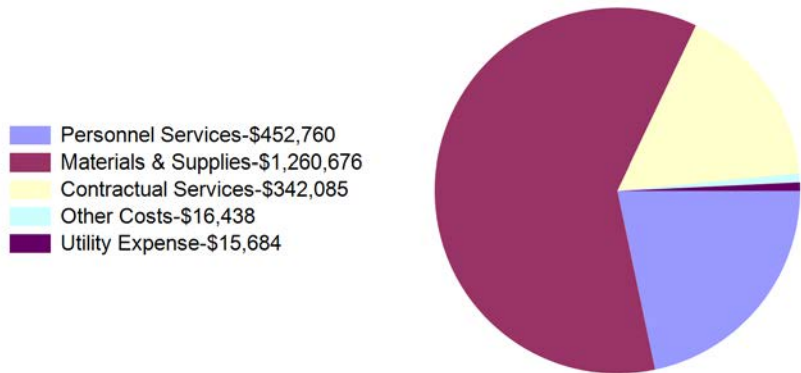
Year To Date Revenues
\$1,975,047



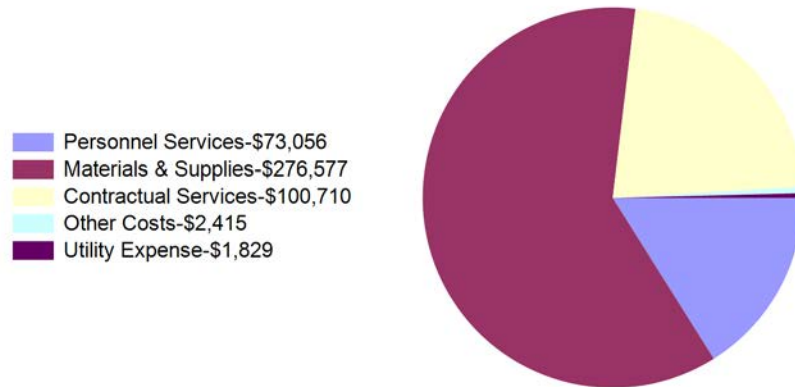
Month To Date Revenues
\$261,243



Year To Date Expenditures
\$2,087,642



Month To Date Expenditures
\$454,587



City of Casper, Wyoming
Buildings & Structures Fund Statement of Revenues and Expenditures

For Fiscal Year 2023 as of December 31, 2022
 50.00 % OF THE FISCAL YEAR HAS ELAPSED

	Revised Budget	Current Year To Date	Current Year % of Budget
Revenues:			
Goods and Svcs Rev	\$ 1,536,459	\$ 758,381	49.36%
Misc Revenue	-	3,600	
Other Sources	4,940	2,470	50.00%
Total Revenues	\$ 1,541,399	\$ 764,451	49.59%

	Revised Budget	Current Year To Date	Current Year % of Budget
Expenditures:			
Personnel Services	\$ 1,066,110	\$ 439,383	41.21%
Materials & Supplies	275,182	187,677	68.20%
Contractual Services	165,371	76,187	46.07%
Capital Outlay	2,611	2,611	100.00%
Transfers Out	3,750	-	0.00%
Other Costs	38,694	16,097	41.60%
Utility Expense	4,196	1,273	30.33%
Total Expenditures	\$ 1,555,914	\$ 723,227	46.48%
Net Revenue (Shortfall)	\$ (14,515)	\$ 41,224	3.11%

Buildings & Structures Fund Summary of Cash and Investments

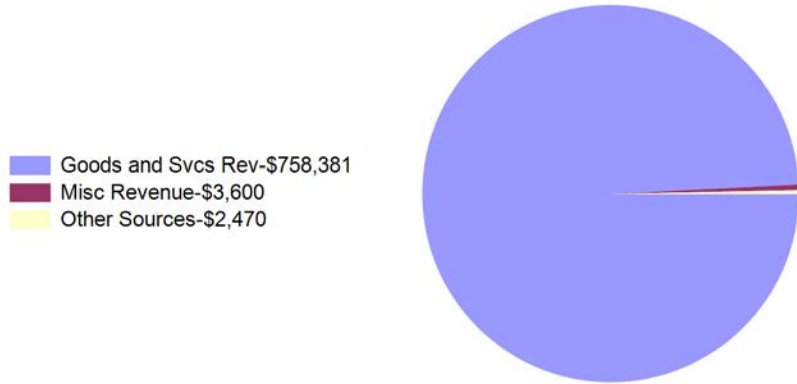
Cash	\$ 583,314
Investments	-
	\$ 583,314

City of Casper, Wyoming

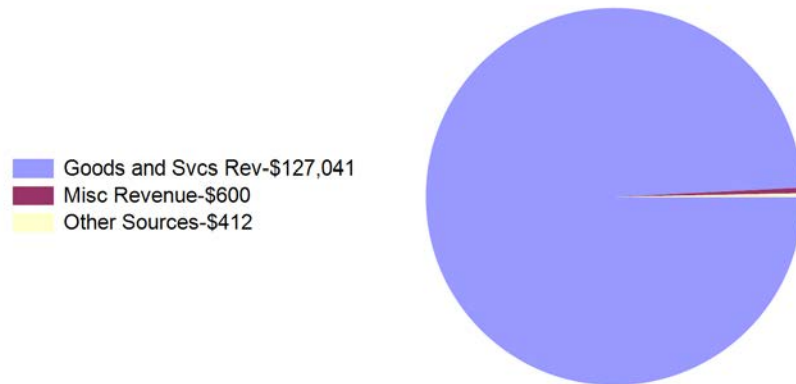
Buildings & Structures Fund Summary of Revenues and Expenditures

For Fiscal Year 2023 as of December 31, 2022
50.00 % OF THE FISCAL YEAR HAS ELASPED

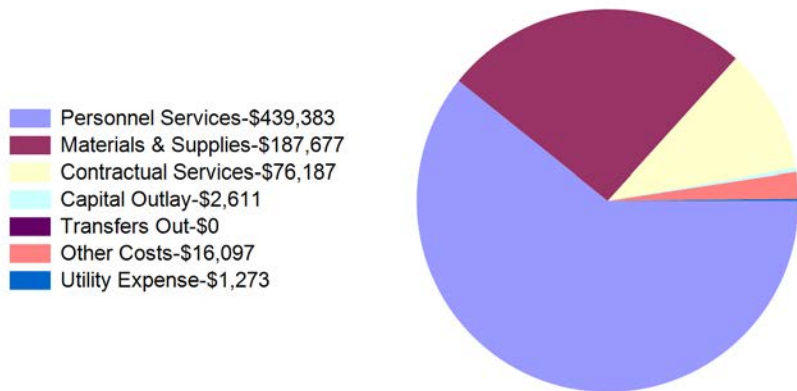
Year To Date Revenues
\$764,451



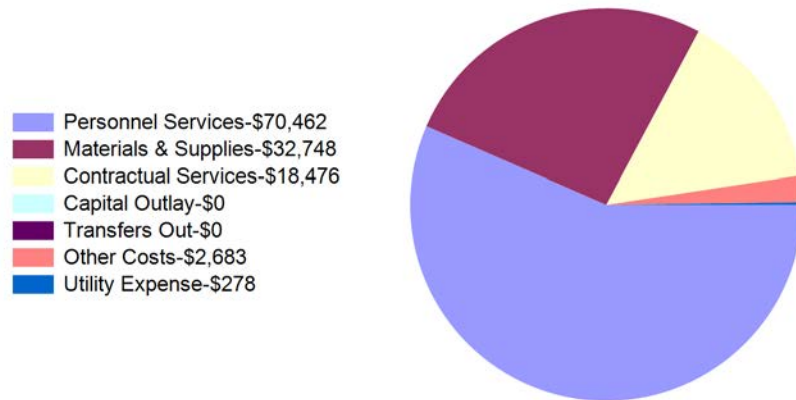
Month To Date Revenues
\$128,052



Year To Date Expenditures
\$723,227



Month To Date Expenditures
\$124,647



City of Casper, Wyoming
Property Insurance Fund Statement of Revenues and Expenditures

For Fiscal Year 2023 as of December 31, 2022
50.00 % OF THE FISCAL YEAR HAS ELAPSED

	<u>Revised Budget</u>	<u>Current Year To Date</u>	<u>Current Year % of Budget</u>
Revenues:			
Intergovernmental	\$ 10,000	\$ -	0.00%
Goods and Svcs Rev	2,433,512	1,177,357	48.38%
Misc Revenue	168,500	80,039	47.50%
Total Revenues	\$ 2,612,012	\$ 1,257,396	48.14%

	<u>Revised Budget</u>	<u>Current Year To Date</u>	<u>Current Year % of Budget</u>
Expenditures:			
Personnel Services	\$ 347,976	\$ 172,572	49.59%
Materials & Supplies	267,775	243,351	90.88%
Contractual Services	107,966	54,326	50.32%
Capital Outlay	148,662	27,374	18.41%
Transfers Out	5,000	-	0.00%
Other Costs	1,487,460	1,506,708	101.29%
Utility Expense	2,150	362	16.85%
Total Expenditures	\$ 2,366,989	\$ 2,004,693	84.69%
Net Revenue (Shortfall)	\$ 245,023	\$ (747,297)	-36.55%

Property Insurance Fund Summary of Cash and Investments

Cash	\$ (438,187)
	<u>\$ (438,187)</u>


City of Casper, Wyoming

Property Insurance Fund Summary of Revenues and Expenditures

For Fiscal Year 2023 as of December 31, 2022
50.00 % OF THE FISCAL YEAR HAS ELAPSED

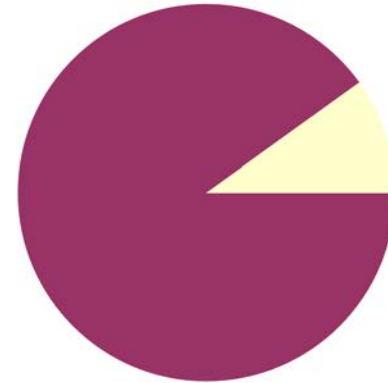
Year To Date Revenues
\$1,257,396

- Intergovernmental-\$0
- Goods and Svcs Rev-\$1,177,357
- Misc Revenue-\$80,039



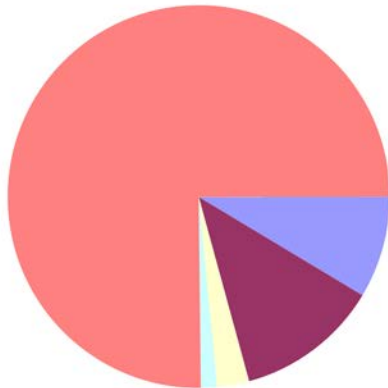
Month To Date Revenues
\$217,832

- Intergovernmental-\$0
- Goods and Svcs Rev-\$196,226
- Misc Revenue-\$21,606



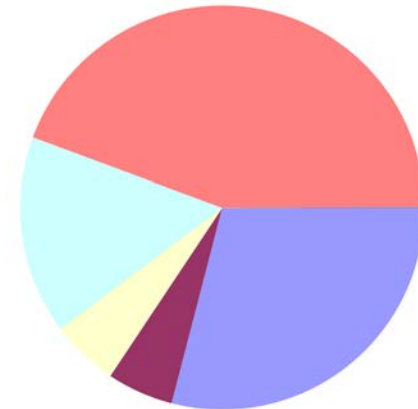
Year To Date Expenditures
\$2,004,693

- Personnel Services-\$172,572
- Materials & Supplies-\$243,351
- Contractual Services-\$54,326
- Capital Outlay-\$27,374
- Transfers Out-\$0
- Other Costs-\$1,506,708
- Utility Expense-\$362



Month To Date Expenditures
\$93,367

- Personnel Services-\$27,111
- Materials & Supplies-\$4,957
- Contractual Services-\$5,047
- Capital Outlay-\$14,840
- Transfers Out-\$0
- Other Costs-\$41,375
- Utility Expense-\$37



City of Casper, Wyoming
Trust & Agency Funds Consolidated Balance Sheet

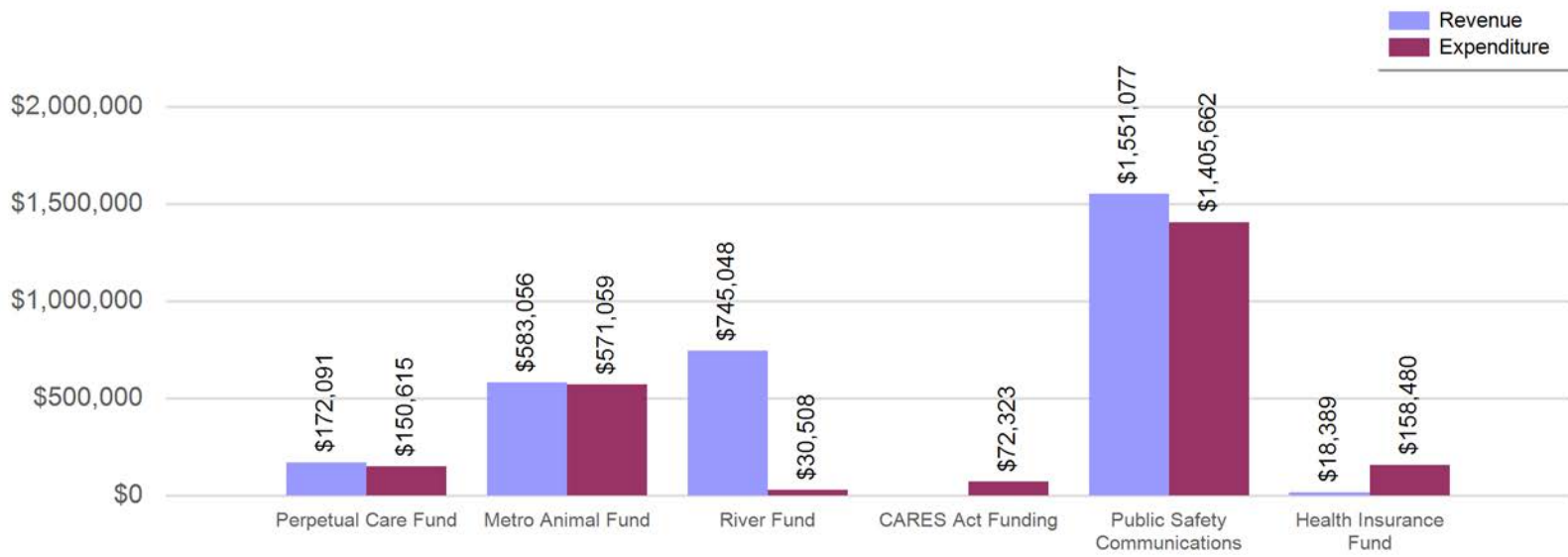
For Fiscal Year 2023 as of December 31, 2022

50.00 % OF THE FISCAL YEAR HAS ELAPSED

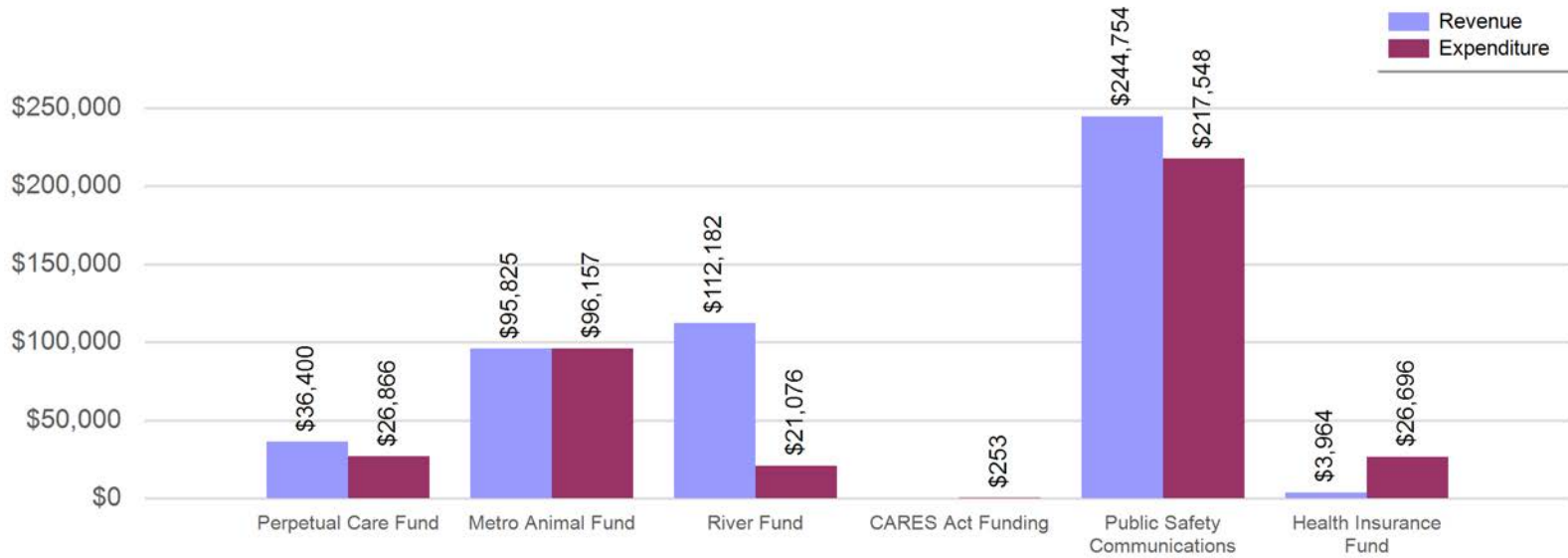
	Perpetual Care Fund	Metro Animal Fund	River Fund	CARES Act Funding	Public Safety Communications	Health Insurance Fund
ASSETS						
Current Assets						
Cash	\$ 74,194	\$ 429,883	\$ 256,971	\$ 15,352	\$ 709,284	\$ 42,792
Investments	29,711,915	541,563	1,100,222	12,192,707		3,348,240
Market Adjustments	-	-		-		-
Loans Receivable	769,560					
Accounts Receivable	-	35,413	-		222,330	
Prepaid Expenses					19,552	
Total Current Assets	30,555,669	1,006,859	1,357,193	12,208,059	951,166	3,391,032
Total Assets	\$ 30,555,669	\$ 1,006,859	\$ 1,357,193	\$ 12,208,059	\$ 951,166	\$ 3,391,032
LIABILITIES						
Current Liabilities						
Accounts Payable	\$ 3,639	\$ 53,620	\$ 21,071	\$ -	\$ 71,228	\$ 61,436
Accrued Wages and Benefits Payable		20,122	-	-	60,727	
Deferred Revenue			223,000	1,115,446		
Total Current Liabilities	3,639	73,742	244,071	1,115,446	131,955	61,436
Total Liabilities	\$ 3,639	\$ 73,742	\$ 244,071	\$ 1,115,446	\$ 131,955	\$ 61,436
NET POSITION						
Unrestricted	\$ 30,552,030	\$ 933,117	\$ 1,113,121	\$ 11,092,613	\$ 819,211	\$ 3,329,597
Total Net Position	\$ 30,552,030	\$ 933,117	\$ 1,113,121	\$ 11,092,613	\$ 819,211	\$ 3,329,597

City of Casper, Wyoming
Trust & Agency Funds Revenue and Expenditure Comparison
 For Fiscal Year 2023 as of December 31, 2022
 50.00 % OF THE FISCAL YEAR HAS ELAPSED

Trust & Agency Funds YTD Revenue and Expenditure Comparison



Trust & Agency Funds MTD Revenue and Expenditure Comparison



City of Casper, Wyoming
Perpetual Care Fund Statement of Revenues and Expenditures

For Fiscal Year 2023 as of December 31, 2022
 50.00 % OF THE FISCAL YEAR HAS ELAPSED

	Revised Budget	Current Year To Date	Current Year % of Budget
Revenues:			
Misc Revenue	\$ 315,922	\$ 159,717	50.56%
Other Sources	24,747	12,374	50.00%
Total Revenues	\$ 340,669	\$ 172,091	50.52%
	Revised Budget	Current Year To Date	Current Year % of Budget
Expenditures:			
Contractual Services	\$ 22,014	\$ 11,255	51.12%
Capital Outlay	870	-	0.00%
Transfers Out	308,722	139,361	45.14%
Total Expenditures	\$ 331,606	\$ 150,615	45.42%
Net Revenue (Shortfall)	\$ 9,063	\$ 21,475	5.10%

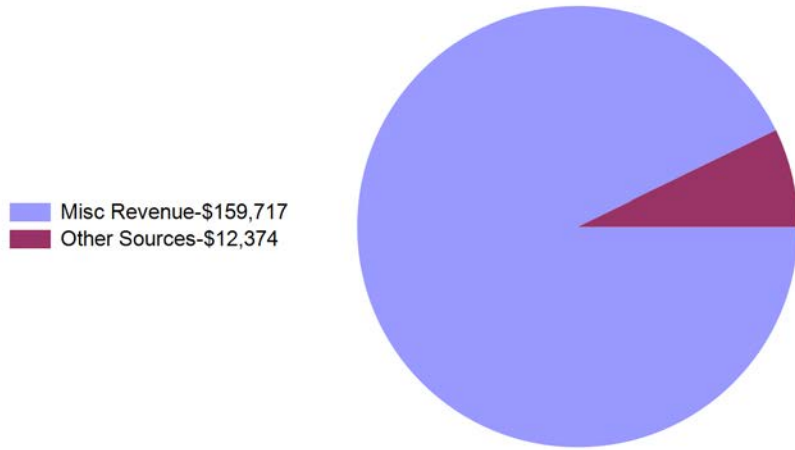
Perpetual Care Fund Summary of Cash and Investments

Cash	\$ 74,194
Investments	29,711,915
	\$ 29,786,109

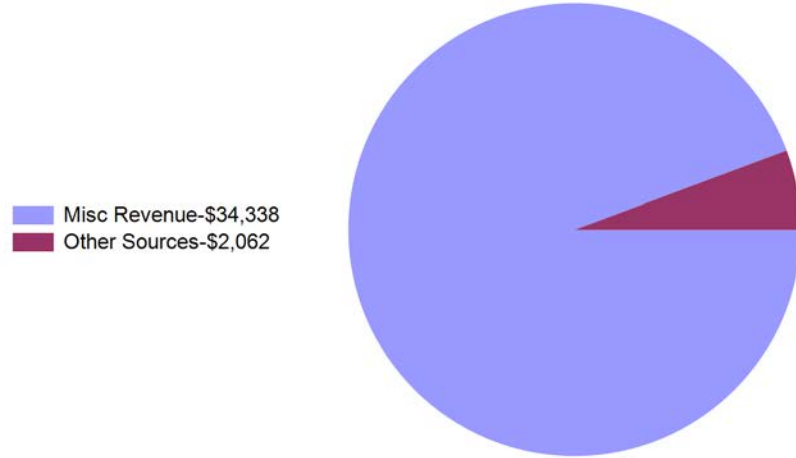
City of Casper, Wyoming Perpetual Care Fund Summary of Revenues and Expenditures

For Fiscal Year 2023 as of December 31, 2022
50.00 % OF THE FISCAL YEAR HAS ELAPSED


Year To Date Revenues
\$172,091




Month To Date Revenues
\$36,400



Year To Date Expenditures
\$150,615



Month To Date Expenditures
\$26,866



City of Casper, Wyoming
Metro Fund Statement of Revenues and Expenditures
For Fiscal Year 2023 as of December 31, 2022
50.00 % OF THE FISCAL YEAR HAS ELAPSED

	Revised Budget	Current Year To Date	Current Year % of Budget
Revenues:			
Licences and Permits	\$ 5,000	\$ 925	18.50%
Intergovernmental	224,012	117,587	52.49%
Goods and Svcs Rev	31,000	14,012	45.20%
Misc Revenue	26,510	6,896	26.01%
Other Sources	1,189,781	443,637	37.29%
Total Revenues	\$ 1,476,303	\$ 583,056	39.49%
	Revised Budget	Current Year To Date	Current Year % of Budget
Expenditures:			
Personnel Services	\$ 959,535	\$ 348,642	36.33%
Materials & Supplies	171,278	56,707	33.11%
Contractual Services	111,157	72,395	65.13%
Capital Outlay	216,267	-	0.00%
Transfers Out	117,157	69,179	59.05%
Other Costs	56,061	18,083	32.26%
Utility Expense	16,500	6,053	36.68%
Total Expenditures	\$ 1,647,955	\$ 571,059	34.65%
Net Revenue (Shortfall)	\$ (171,652)	\$ 11,997	4.84%

Metro Fund Summary of Cash and Investments

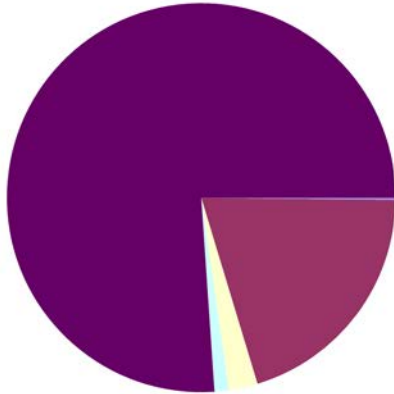
Cash	\$ 429,883
Investments	541,563
	\$ 971,446

City of Casper, Wyoming Metro Fund Summary of Revenues and Expenditures

For Fiscal Year 2023 as of December 31, 2022
50.00 % OF THE FISCAL YEAR HAS ELAPSED

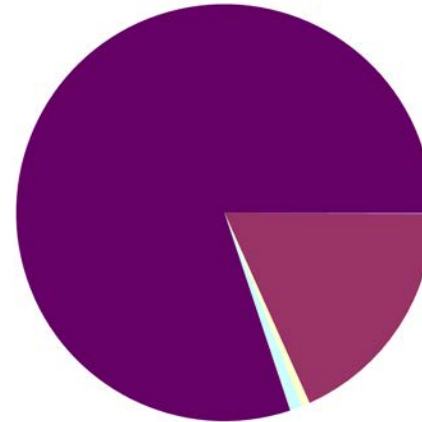
Year To Date Revenues
\$583,056

- Licences and Permits-\$925
- Intergovernmental-\$117,587
- Goods and Svcs Rev-\$14,012
- Misc Revenue-\$6,896
- Other Sources-\$443,637



Month To Date Revenues
\$95,825

- Licences and Permits-\$65
- Intergovernmental-\$17,475
- Goods and Svcs Rev-\$605
- Misc Revenue-\$914
- Other Sources-\$76,766



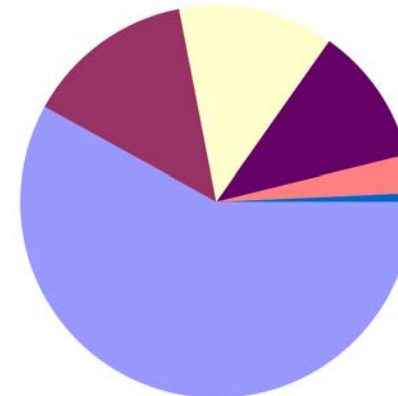
Year To Date Expenditures
\$571,059

- Personnel Services-\$348,642
- Materials & Supplies-\$56,707
- Contractual Services-\$72,395
- Capital Outlay-\$0
- Transfers Out-\$69,179
- Other Costs-\$18,083
- Utility Expense-\$6,053



Month To Date Expenditures
\$96,157

- Personnel Services-\$55,790
- Materials & Supplies-\$13,401
- Contractual Services-\$12,318
- Capital Outlay-\$0
- Transfers Out-\$10,954
- Other Costs-\$3,005
- Utility Expense-\$689



City of Casper, Wyoming
River Fund Statement of Revenues and Expenditures

For Fiscal Year 2023 as of December 31, 2022
 50.00 % OF THE FISCAL YEAR HAS ELAPSED

	<u>Revised Budget</u>	<u>Current Year To Date</u>	<u>Current Year % of Budget</u>
Revenues:			
Intergovernmental	\$ 4,669,291	\$ -	0.00%
Misc Revenue	1,265,000	72,667	5.74%
Other Sources	1,379,762	672,381	48.73%
Total Revenues	\$ 7,314,053	\$ 745,048	10.19%

	<u>Revised Budget</u>	<u>Current Year To Date</u>	<u>Current Year % of Budget</u>
Expenditures:			
Personnel Services	\$ 10,000	\$ 2,248	22.48%
Materials & Supplies	14,660	2,191	14.95%
Contractual Services	8,000	440	5.50%
Capital Outlay	7,245,040	25,629	0.35%
Other Costs	850	-	0.00%
Total Expenditures	\$ 7,278,550	\$ 30,508	0.42%

Net Revenue (Shortfall)	\$ 35,503	\$ 714,540	9.77%
--------------------------------	------------------	-------------------	--------------

River Fund Summary of Cash and Investments

Cash	\$ 256,971
Investments	1,100,222
	<u>\$ 1,357,193</u>


City of Casper, Wyoming River Fund Summary of Revenues and Expenditures

For Fiscal Year 2023 as of December 31, 2022
50.00 % OF THE FISCAL YEAR HAS ELAPSED

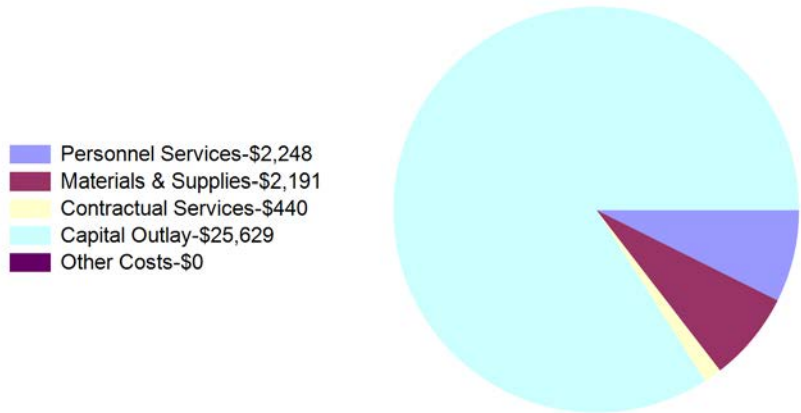
Year To Date Revenues
\$745,048



Month To Date Revenues
\$112,182



Year To Date Expenditures
\$30,508



Month To Date Expenditures
\$21,076



City of Casper, Wyoming
CARES Act Funding Statement of Revenues and Expenditures
 For Fiscal Year 2023 as of December 31, 2022
 50.00 % OF THE FISCAL YEAR HAS ELAPSED

Revenues:

Total Revenues

	Revised Budget	Current Year To Date	Current Year % of Budget
Expenditures:			
Materials & Supplies	\$ 3,250	\$ 1,323	40.72%
Contractual Services	71,000	71,000	100.00%
Total Expenditures	\$ 74,250	\$ 72,323	97.41%
Net Revenue (Shortfall)	\$ (74,250)	\$ (72,323)	NaN

CARES Act Funding Summary of Cash and Investments

Cash	\$ 15,352
Investments	12,192,707
	\$ 12,208,059

City of Casper, Wyoming
CARES Act Funding Summary of Revenues and Expenditures
For Fiscal Year 2023 as of December 31, 2022
50.00 % OF THE FISCAL YEAR HAS ELAPSED

Year To Date Revenues


No Data Available

Month To Date Revenues

No Data Available


Year To Date Expenditures
\$72,323

Materials & Supplies-\$1,323
Contractual Services-\$71,000



Month To Date Expenditures
\$253

Materials & Supplies-\$253
Contractual Services-\$0



City of Casper, Wyoming
PSCC Fund Statement of Revenues and Expenditures
For Fiscal Year 2023 as of December 31, 2022
50.00 % OF THE FISCAL YEAR HAS ELAPSED

	<u>Revised Budget</u>	<u>Current Year To Date</u>	<u>Current Year % of Budget</u>
Revenues:			
Intergovernmental	\$ 602,030	\$ 321,559	53.41%
Goods and Svcs Rev	178,332	102,870	57.68%
Misc Revenue	750,000	352,127	46.95%
Other Sources	1,403,069	774,522	55.20%
Total Revenues	\$ 2,933,431	\$ 1,551,077	52.88%

	<u>Revised Budget</u>	<u>Current Year To Date</u>	<u>Current Year % of Budget</u>
Expenditures:			
Personnel Services	\$ 1,837,358	\$ 864,711	47.06%
Materials & Supplies	43,058	12,247	28.44%
Contractual Services	638,191	399,388	62.58%
Capital Outlay	344,503	3,992	1.16%
Other Costs	85,481	47,200	55.22%
Utility Expense	150,000	78,124	52.08%
Total Expenditures	\$ 3,098,591	\$ 1,405,662	45.36%
Net Revenue (Shortfall)	\$ (165,160)	\$ 145,415	7.51%

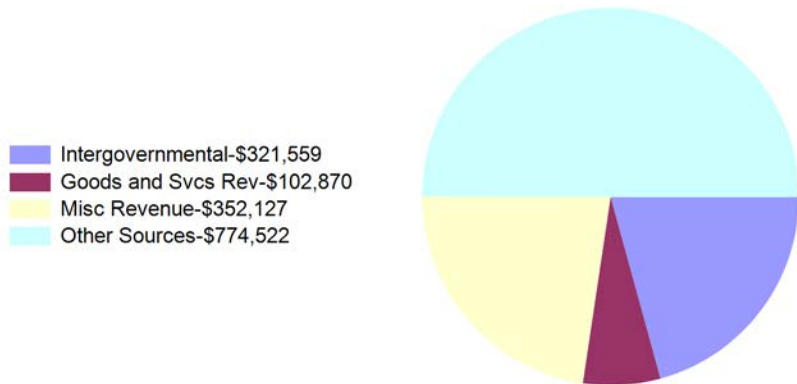
PSCC Fund Summary of Cash and Investments

Cash	\$ 709,284
Investments	-
	<u>\$ 709,284</u>

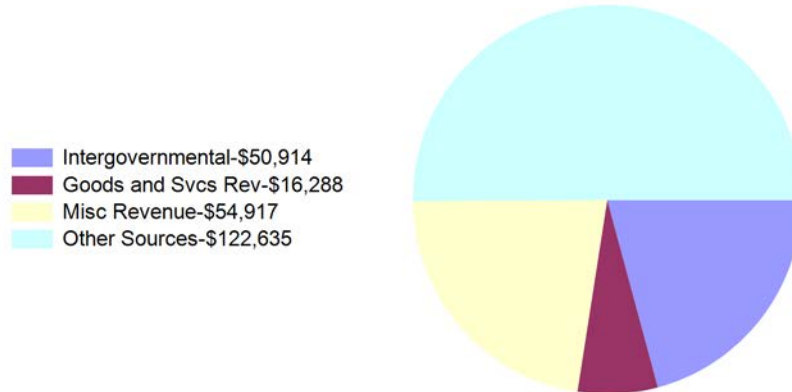
City of Casper, Wyoming PSCC Fund Summary of Revenues and Expenditures

For Fiscal Year 2023 as of December 31, 2022
50.00 % OF THE FISCAL YEAR HAS ELAPSED

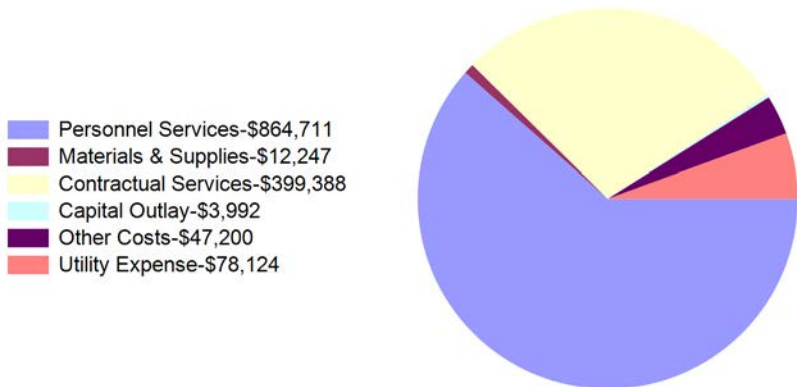
Year To Date Revenues
\$1,551,077



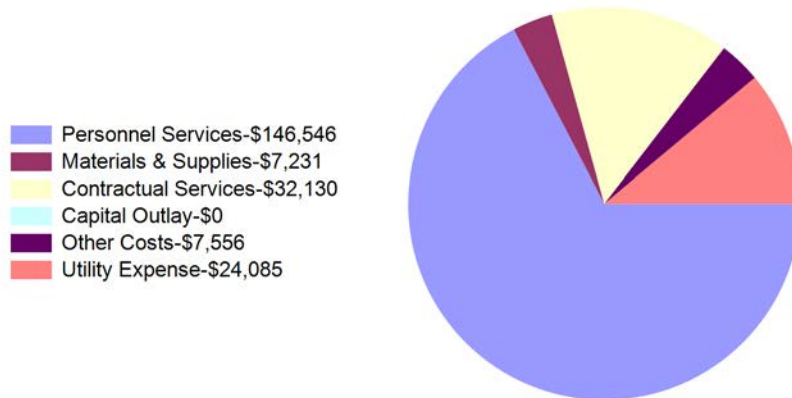
Month To Date Revenues
\$244,754



Year To Date Expenditures
\$1,405,662



Month To Date Expenditures
\$217,548



City of Casper, Wyoming
Health Insurance Fund Statement of Revenues and Expenditures

For Fiscal Year 2023 as of December 31, 2022
 50.00 % OF THE FISCAL YEAR HAS ELASPED

	<u>Revised Budget</u>	<u>Current Year To Date</u>	<u>Current Year % of Budget</u>
Revenues:			
Misc Revenue	\$ 25,576	\$ 18,389	71.90%
Total Revenues	\$ 25,576	\$ 18,389	71.90%
	<u>Revised Budget</u>	<u>Current Year To Date</u>	<u>Current Year % of Budget</u>
Expenditures:			
Personnel Services	\$ 33,500	\$ 33,280	99.34%
Materials & Supplies	6,700	890	13.29%
Contractual Services	361,824	123,989	34.27%
Other Costs	15,300	321	2.10%
Total Expenditures	\$ 417,324	\$ 158,480	37.98%
Net Revenue (Shortfall)	\$ (391,748)	\$ (140,091)	33.92%

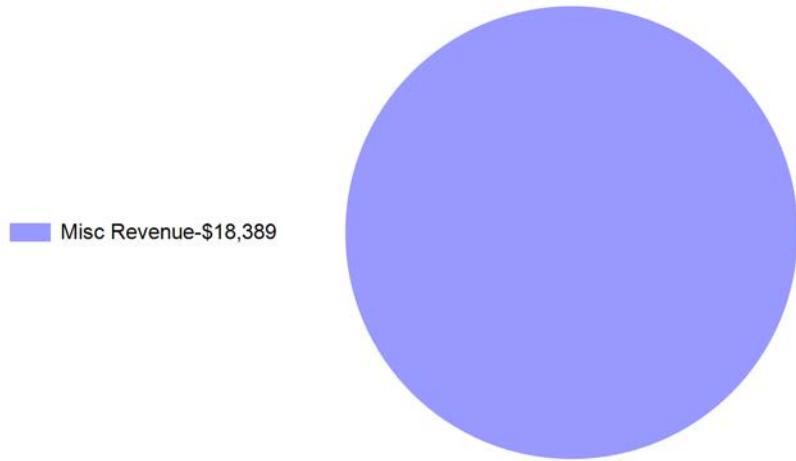
Health Insurance Fund Summary of Cash and Investments

Cash	\$ 42,792
Investments	3,348,240
	<u>\$ 3,391,032</u>

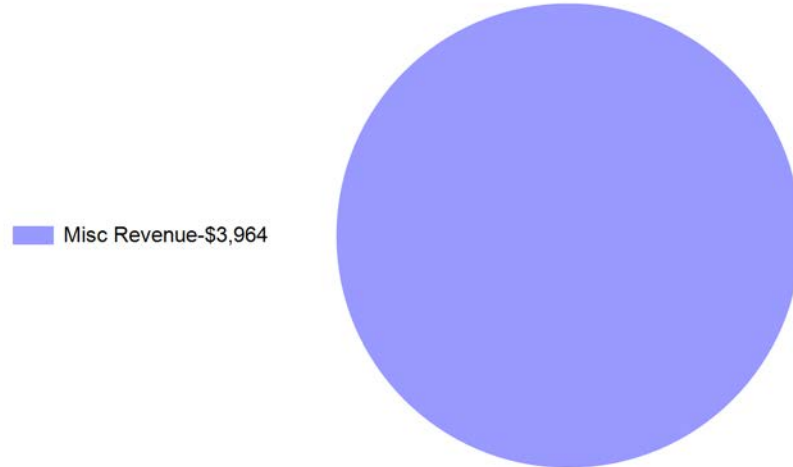
City of Casper, Wyoming Health Insurance Fund Summary of Revenues and Expenditures

For Fiscal Year 2023 as of December 31, 2022
50.00 % OF THE FISCAL YEAR HAS ELAPSED


Year To Date Revenues
\$18,389



Month To Date Revenues
\$3,964



Year To Date Expenditures
\$158,480



Month To Date Expenditures
\$26,696

